LAMARI™0.5/ 1 / 2 / 3 / 4 M

Our linear LED fixture is the ideal choice for professional lighting, offering outstanding color mixing, particularly in the multichip version. For enhanced safety, the fixture operates at 48V and is controlled via DALI and E-Box Remote series controllers. The fixture's body is made from durable aluminum, boasting IK10 and IP67 ratings, ensuring high resistance to mechanical damage and harsh weather conditions. A wide range of beam angles is available, allowing precise adjustment to meet specific project requirements. The fixture is available in four length variants and offers multiple surface mounting options.

KEY FEATURES

Optic & Control
Advanced technology ensures precise blending of colours, especially in multichip versions. Choose from a variety of beam angles to suit different lighting needs. 48V operation for safe usage in various environments.

Compact design
At only 39 mm of total height, Lamari MC has been designed as a compact and slim LED luminaire suitable for any low–profile application. Available in four length options with multiple mounting configurations.

Durability
Thanks to its tempered glass and high–pressure, extruded aluminum housing, Lamari MC is IK10 and IP67 certified. For more extreme and marine applications, a harsh environment finish option is also available.

COLOURS

RGBW

RGBA

CONTROL & PROTOCOLS

VIA E-BOX
REMOTE

DALI
REMOTE

FINISH OPTIONS

* CLOSEST RAL TONE
* HE = Harsh Environment

Graphite Black RAL 9011*

Grey Aluminium RAL 9007

Sandstone RAL 1014*

Pure White RAL 9010

HE Graphite Black RAL 9011*

HE Grey Aluminium RAL 9007

HE Sandstone RAL 1014*

HE Pure White RAL 9010

RAL
Custom Paint Colour

OPTIC OPTIONS

SYMMETRICAL

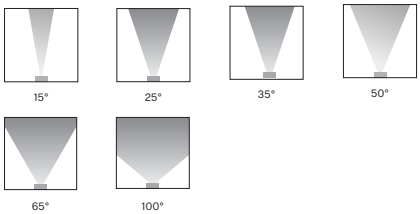

BI-SYMMETRICAL

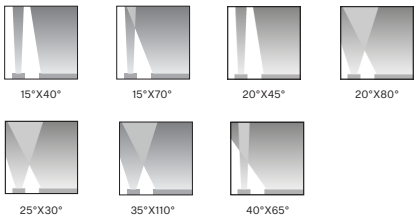

STANDARD & SPECIFICATION

IK10

IP67

CE

ETL

ROHS

UK CA

5 YEAR
Warranty with Registration

Vibration Standard for Bridge

Anolis

SPECIFICATION

ELECTRICAL	Input Voltage	48 V	
	Typical Power Consumption	**Lamari SC 0.5:** 5 W	**Lamari MC 1:** 10 W
		Lamari MC 2: 20 W	**Lamari MC 3:** 30 W
		Lamari MC 4: 40 W	
OPTICAL	Light Source	**Lamari MC 0.5 / 1 / 2 / 3 / 4:** 5 / 10 / 20 / 30 / 40 Mid Power LEDs	
	Colour Variants	RGBW (W - 6.500 K) | RGBA	
	Beam Angle	Symmetrical:	15° | 25° | 35° | 50° | 65° | 100°
		Bi-symmetrical:	15°x40° | 15°x70° | 20°x45° | 20°x80° | 25°x30° | 35°x110° | 40°x65°
	Linear Louvre (Low Glare Accessories) - Available For	Symmetrical:	15° | 25°
		Bi-symmetrical:	15°x40° | 15°x70° | 20°x45° | 20°x80° | 35°x110°
	Lumen Output Delivered	**Lamari MC 1:** 509 lm, (MC, RGBA @3000K) TBC	**Lamari MC 3:** 1527 lm, (MC, RGBA @3000K) TBC
		Lamari MC 2: 1018 lm, (MC, RGBA @3000K) TBC	**Lamari MC 4:** 1627 lm, (MC, RGBA @3000K) TBC
	Projected Lumen Maintenance	L90B10 >90.000 hrs, Ta = 25°C / 77°F	
CONTROL	Interface Protocol	Via E-Box Remote range, DALI 2	
	E-Box Remote Control Protocols	USITT DMX512, RDM, ArtNet, MA Net, MA Net2, sACN, Kling-Net	
	Operating Modes	Pixel (per 1/2 Foot) or Fixture mode	
	Setting/Addressing	Via Two Row LCD Display with Control Buttons on E-Box Remote or RDM communicator	
	Power Supply	Via E-Box Remote range	
	Connectivity	E-box Remote | E-box Remote Basic	

PHYSICAL	Width x Height x Length		Rear:	Side:	
		Lamari MC 0.5	39.5 x 39 x 185 mm (1.46 x 1.54 x 7.28 in.)	39.5 x 39 x 185 mm (1.46 x 1.54 x 7.28 in.)	
		Lamari MC 1	39.5 x 39 x 339 mm (1.56 x 1.54 x 13.35 in.)	39.5 x 39 x 339 mm (1.56 x 1.54 x 13.35 in.)	
		Lamari MC 2	39.5 x 39 x 649 mm (1.56 x 1.54 x 25.55 in.)	39.5 x 39 x 649 mm (1.56 x 1.54 x 25.55 in.)	
		Lamari MC 3	39.5 x 39 x 959 mm (1.56 x 1.54 x 37.76 in.)	39.5 x 39 x 959 mm (1.56 x 1.54 x 37.76 in.)	
		Lamari MC 4	39.5 x 39 x 1269 mm (1.56 x 1.54 x 49.96 in.)	39.5 x 39 x 1269 mm (1.56 x 1.54 x 49.96 in.)	
	Weight 1 / 2 / 3 / 4	0.9 kg | 2.0 lbs	1.6 kg | 3.5 lbs	2.2 kg | 4.9 lbs	2.8 kg | 6.2 lbs
	Housing	High Pressure Extruded Aluminium Body | End Caps – Die-Cast Aluminium | Tempered Glass			
	Finish Options	Standard Colour	Graphite Black RAL 9011* | Grey Aluminium RAL 9007 Pure White RAL 9010 | Sandstone RAL 1014* *Closest RAL Tone		
		Standard Colour Harsh Environment	Graphite Black RAL 9011* | Grey Aluminium RAL 9007 Pure White RAL 9010 | Sandstone RAL 1014* *Closest RAL Tone		
		Cost Option	Custom RAL		
	Cables/Connections	IP67 Hybrid Connection (Power + Data)			
	Mounting Method	Surface Mount With Different Type of Brackets			
	Adjustability	+10° (With Standard Mounting Bracket)			
	Protection Factor | IK Rating	IP67 / Suitable For Wet Locations | IK10			
	Cooling System	Convection			
	Operating Ambient Temperature	-20°C / +40°C (-4°F / +104°F)			
	Operating Temperature	+67°C @ Ambient +40°C (+153°F @ Ambient +104°F)			
CERTIFICATION	Listings	ETL / cETL, CE, RoHS, UKCA			

ACCESSORIES	Included Items	**CE:** Waterproof Cap for MM connector MINI-05		**US:** Waterproof Cap for MM connector MID-05
		CE: Waterproof Cap for FF connector MINI-05		**US:** Waterproof Cap for FF connector MID-05
	Not Included Items	Optical Demo Set for Lamari 0.5 | 1 | 2 | 3 | 4		Mounting Brackets
		Wall Mount Brackets		Wall Mount Scissors Brackets
		Shield for Lamari:	Rear 0.5 | 1 | 2 | 3 | 4	Side 0.5 | 1 | 2 | 3 | 4
		Barndoors (with or without Side Covers) for Lamari 0.5 | 1 | 2 | 3 |4		

ROBE lighting s. r. o. | Palackeho 416 | 757 01 Valasske Mezirici | Czech Republic | Tel.: +420 571 751 500 | E-mail: info@anolis.eu | www.anolislighting.com

	CE	US
CABLES AND CONNECTORS Not Included Items	**DMX/RDM SETUP WITH CONNECTORS**	**DMX/RDM SETUP WITH CONNECTORS**
	Cable SJTW (5x14 AWG), standard with bare-end, black, (13053336)	Cable SJTW (5x14 AWG), standard with bare-end, black, (13053336)
	Cable SJTW (5x14 AWG), with bare-end, white (on request) - (13053697)	Cable SJTW (5x14 AWG), with bare-end, white (on request) - (13053697)
	Cable CE (5x20 AWG), 0.1 m, with connector MINI-05 FF (13053978)	Cable UL 20969 (5x18 AWG) - (13054125)
	Cable CE (5x20 AWG), 0.5 m, with connector MINI-05 MM (13053935-03)	Jumper Cable CE/US MID-05 FF/MM (5x14 AWG), 0.5 m, (13054131) - 0.5/1/3/5/10 m
	Jumper Cable CE/US MID-05 FF/MM (5x14 AWG), 0.5 m, (13054131) - 0.5/1/3/5/10 m	T-connector MID-05 MFF (13054130)
	Jumper Cable MINI-05 FF/MM (5x20 AWG), 0.5 m, (13053937-02) - 0.5/1/3/5/10 m	Field Installable Connector MID-05 MM (14–22 AWG) - (13054126)
	Adaptor MID2MINI (13054149)	Field Installable Connector MID-05 FF (14–22 AWG) - (13054127)
	Adaptor MINI2MID (13054150)	
	T-connector MID-05 MFF (13054130)	
	T-connector MINI-05 MFF (13053941-01)	
	Field Installable Connector MID-05 MM (14–22 AWG) - (13054126)	
	Field Installable Connector MID-05 FF (14–22 AWG) - (13054127)	
	DMX/RDM SETUP WITH BARE-END FIXTURES	**DMX/RDM SETUP WITH BARE-END FIXTURES**
	Cable SJTW (5x14 AWG), standard with bare-end, black, (13053336)	Cable SJTW (5x14 AWG), standard with bare-end, black, (13053336)
	Cable SJTW (5x14 AWG), with bare-end, white (on request) - (13053697)	Cable SJTW (5x14 AWG), with bare-end, white (on request) - (13053697)
	Cable UL 20969 (5x20 AWG), (13053481), black	Cable UL 20969 (5x18 AWG) - (13054125)
	Cable UL 20969 (5x20 AWG), (13053696), white (on request)	Junction Box Remote (1x Output) - (10980715)
	Junction Box Remote (1x Output) - (10980715)	Junction Box Remote (4x Output) - (10980716)
	Junction Box Remote (4x Output) - (10980716)	
	DALI SETUP WITH CONNECTORS	
	Cable SJTW (5x14 AWG), standard with bare-end, black, (13053336)	
	Cable SJTW (5x14 AWG), standard with bare-end, white (on request) - (13053697)	
	Jumper Cable CE/US MID-05 FF/MM DALI (5x14 AWG), 0.5 m (13054131) - 0.5/1/3/5 m	
	T-connector MID-05 MFF DALI (13054240)	
	Field Installable Connector MID-05 MM DALI (14-22 AWG) - (13054238)	
	Field Installable Connector MID-05 FF DALI (14–22 AWG) - (13054239)	
	Junction Box Remote (1x Output) - (10980715)	
	Junction Box Remote (4x Output) - (10980716)	
	DALI SETUP WITH BARE-END FIXTURES	
	Cable SJTW (5x14 AWG), standard with bare-end, black, (13053336)	
	Cable SJTW (5x14 AWG), with bare-end, white (on request) - (13053697)	
	Cable UL 20969 (5x18 AWG) - (13054125)	
	Junction Box Remote (1x Output) - (10980715)	
	Junction Box Remote (4x Output) - (10980716)	

CONTROL AND CONNECTION OPTIONS (CE)

DMX/RDM SETUP WITH CONNECTORS (CE)

MINI Connector Wiring Diagram - Standard

1) Cable CE (5x20 AWG), 0.1 m, with connector MINI-05 FF (13053978)
2) Cable CE (5x20 AWG), 0.5 m, with connector MINI-05 MM (13053935-03)

Note: The last unplugged connector must be fitted with a Waterproof Cap to protect the IP rating.

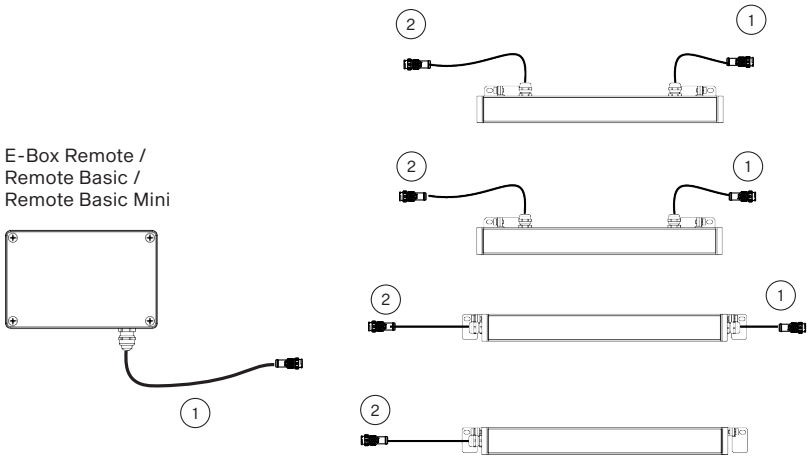

MINI Connector Wiring Diagram - Standard with Jumper Cable

1) Cable CE (5x20 AWG), 0.1 m, with connector MINI-05 FF (13053978)
2) Cable CE (5x20 AWG), 0.5 m, with connector MINI-05 MM (13053935-03)
3) Jumper Cable MINI-05 FF/MM (20 AWG), 0.5 m (13053937-02)

Note: The last unplugged connector must be fitted with a Waterproof Cap to protect the IP rating.

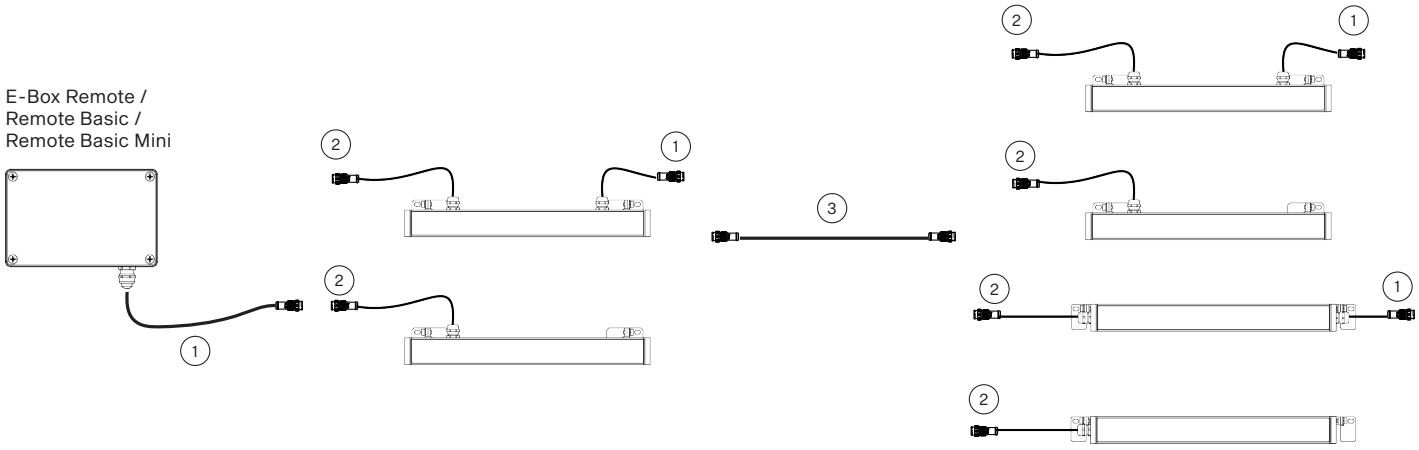

MID/MINI Connector Wiring Diagram

1) Cable SJTW (5x14 AWG), standard with bare-end, black, (13053336), with Field Installable Connector MID-05 FF (14–22 AWG) - (13054127)
2) T-connector MID-05 MFF (13054130)
3) Jumper Cable CE/US MID-05 FF/MM (5x14 AWG), 0.5 m (13054131)
4) Adaptor MID2MINI (13054149)
5) Cable CE (5x20 AWG), 0.5 m, with connector MINI-05 MM (13053935-03)

Note: The last unmated connector must be fitted with an Waterproof Cap to protect the IP rating.

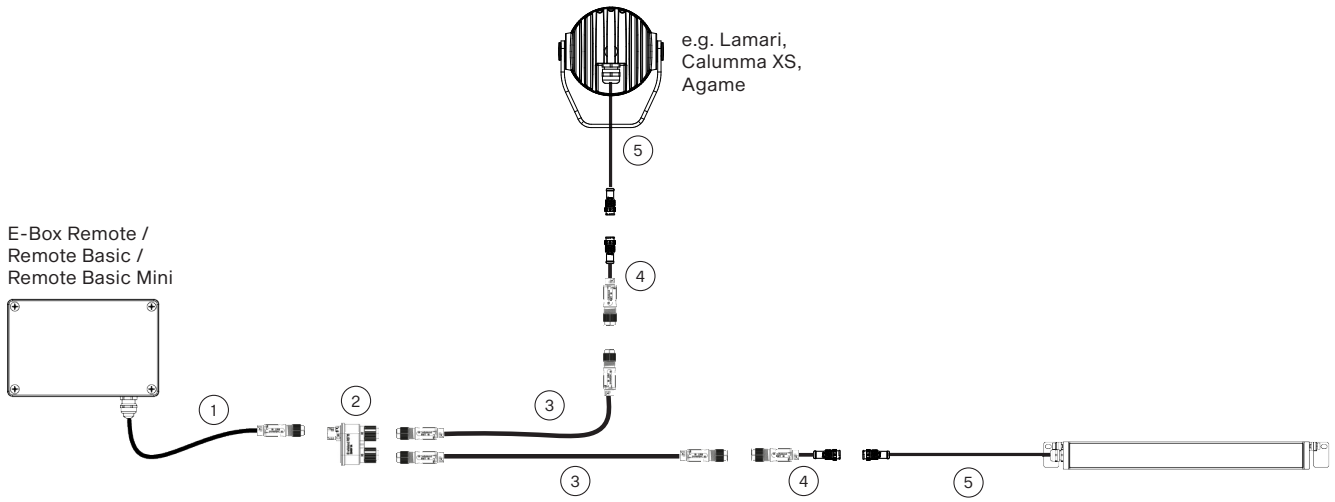

MID/MINI Connector Wiring Diagram with Panel Connector

1) Jumper Cable CE/US MID-05 FF/MM (5x14 AWG), 0.5 m (13054131)
2) Adaptor MID2MINI (13054149)
3) Jumper Cable MINI-05 FF/MM (20 AWG), 0.5 m (13053937-02)
4) T-connector MINI-05 MFF (13053941-01)
5) Cable CE (5x20 AWG), 0.5 m, with connector MINI-05 MM (13053935-03)

Note: The last unmated connector must be fitted with an Waterproof Cap to protect the IP rating.

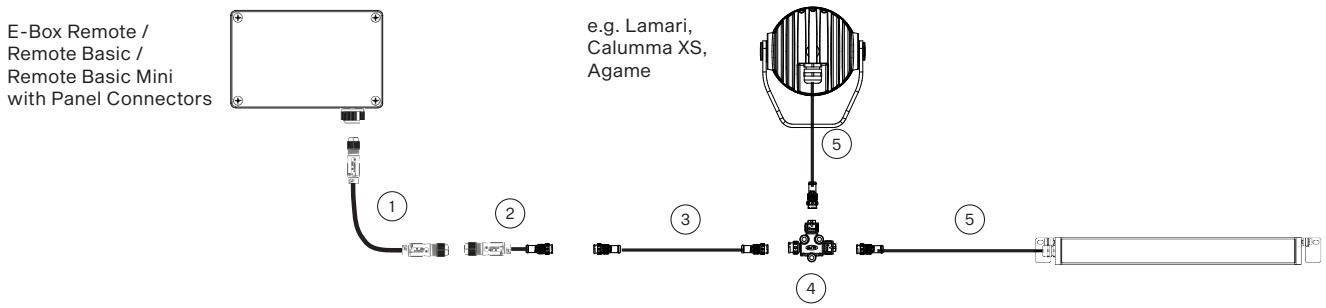

DMX/RDM SETUP WITH BARE-END FIXTURES (CE)

1) Cable SJTW (5x14 AWG), standard with bare-end, black, (13053336)
2) Junction Box Remote (4x Output) - (10980716)
3) Cable UL 20969 (5x20 AWG), 1 m, (13053481), black

Note: The last unmated connector must be fitted with an Waterproof Cap to protect the IP rating.

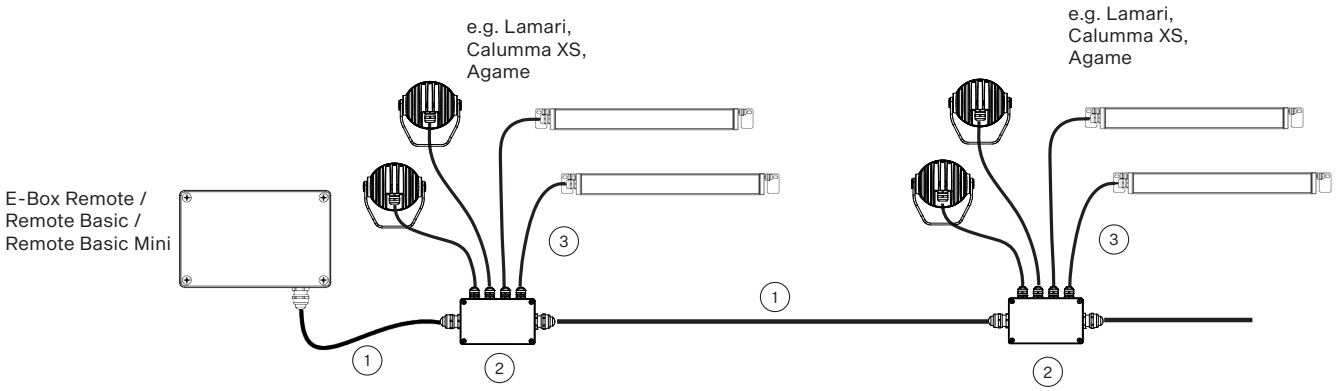

DALI SETUP WITH CONNECTORS (CE)

1) Cable SJTW (5x14 AWG), standard with bare-end, black, (13053336), with Field Installable Connector MID-05 FF DALI (14-22 AWG) - (13054239)
2) T-connector MID-05 MFF DALI (13054240)
3) Jumper Cable CE/US MID-05 FF/MM DALI (5x14 AWG), 0.5 m (13054131) - 0.5/1/3/5 m
4) Cable UL 20969 (5x18 AWG), 1 m, (13054125), with Field Installable Connector MID-05 MM DALI (14–22 AWG) - (13054238)
5) Junction Box Remote 1x Output - (10980715)

Note: The last unmated connector must be fitted with an Waterproof Cap to protect the IP rating.

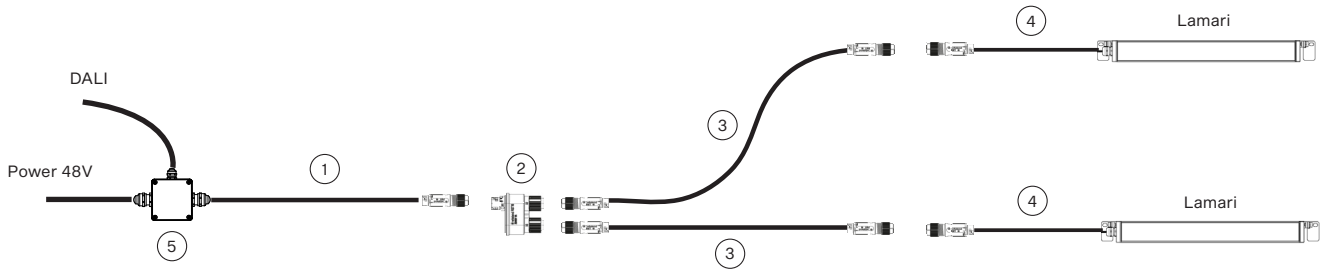

DALI SETUP WITH BARE-END FIXTURES (CE)

1) Cable SJTW (5x14 AWG), standard with bare-end, black (13053336)
2) Junction Box Remote (4x Output) - (10980716)
3) Cable UL 20969 (5x18 AWG) - (13054125)
4) Junction Box Remote (1x Output) - (10980715)

Note: The last unmated connector must be fitted with an Waterproof Cap to protect the IP rating.

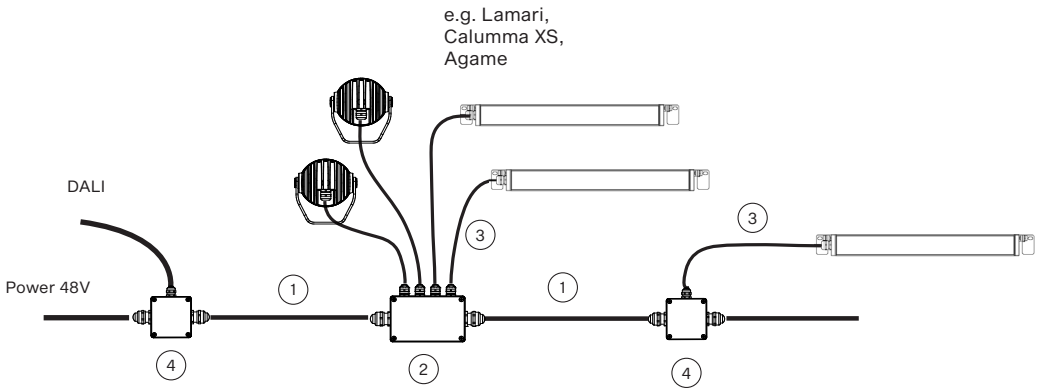

CONTROL AND CONNECTION OPTIONS (US)

DMX/RDM SETUP WITH CONNECTORS (US)

MID Connector Wiring Diagram

1) Cable SJTW (5x14 AWG), standard with bare-end, black, (13053336), with Field Installable Connector MID-05 FF (14–22 AWG) - (13054127)
2) T-connector MID-05 MFF (13054130)
3) Jumper Cable CE/US MID-05 FF/MM (5x14 AWG), 0.5 m (13054131)
4) Cable UL 20969 (5x18 AWG) - (13054125)

Note: The last unmated connector must be fitted with an Waterproof Cap to protect the IP rating.

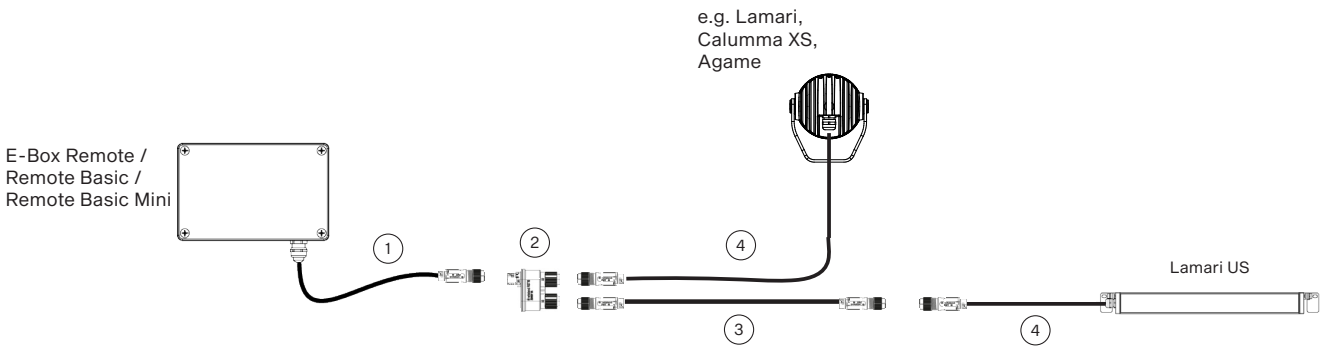

MID Connector Wiring Diagram with Panel Connector

1) Jumper Cable CE/US MID-05 FF/MM (5x14 AWG), 0.5 m (13054131)
2) T-connector MID-05 MFF (13054130)
3) Cable UL 20969 (5x18 AWG) - (13054125)

Note: The last unmated connector must be fitted with an Waterproof Cap to protect the IP rating.

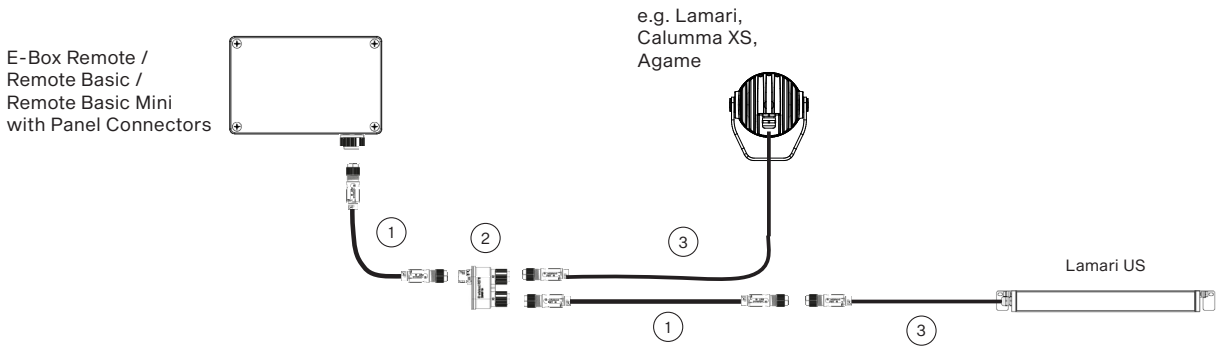

DMX/RDM SETUP WITH BARE-END FIXTURES (US)

1) Cable SJTW (5x14 AWG), standard with bare-end, black, (13053336)
2) Junction Box Remote (4x Output) - (10980716)
3) Cable UL 20969 (5x18 AWG) - (13054125)

Note: The last unmated connector must be fitted with an Waterproof Cap to protect the IP rating.

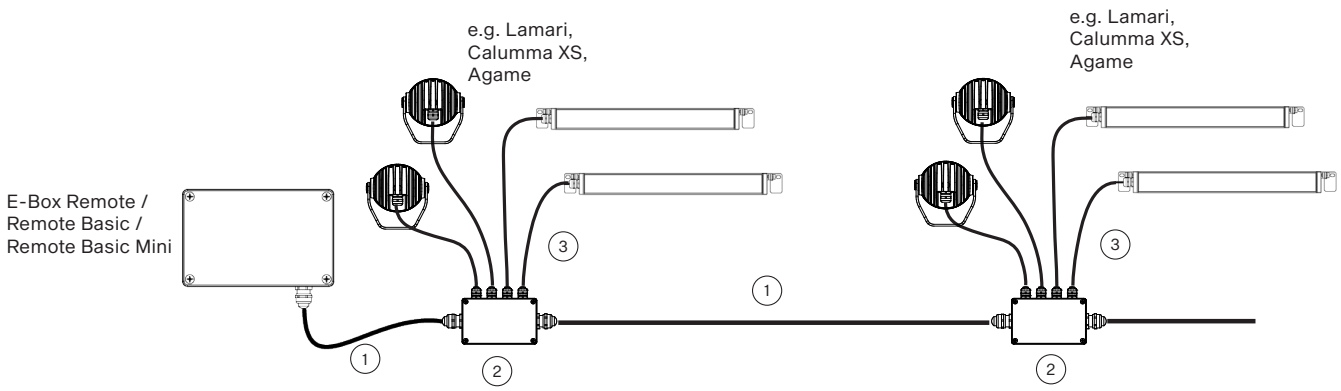

LAMARI INPUT OPTIONS

STANDARD

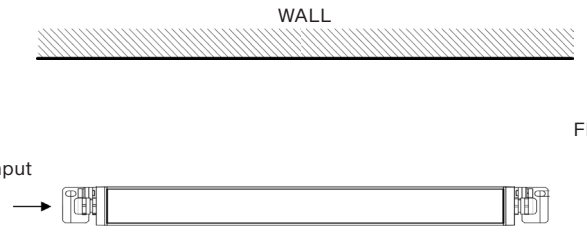

UPON REQUEST

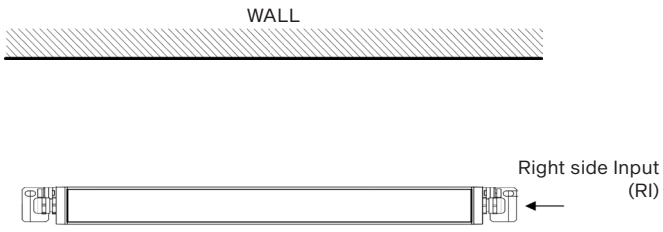

FRONT view

DISTANCE FROM THE WALL

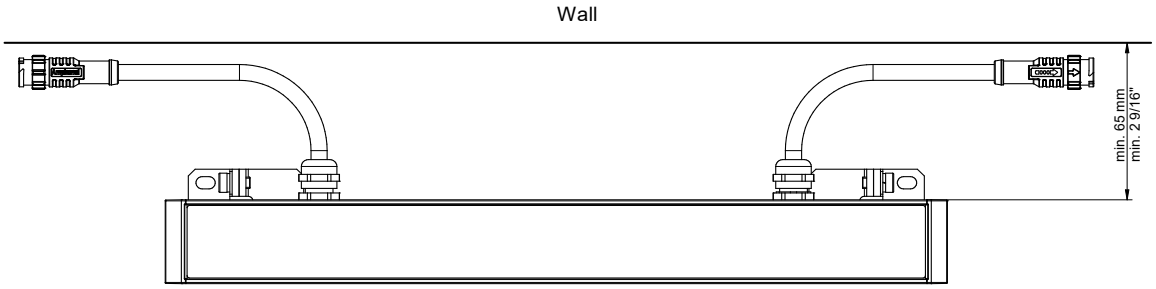

LAMARI CABLE ENTRY OPTIONS

Rear IN/OUT Version



Rear IN Version



Side IN/OUT Version

Side IN Version

DIMENSIONS

Rear IN/OUT Version

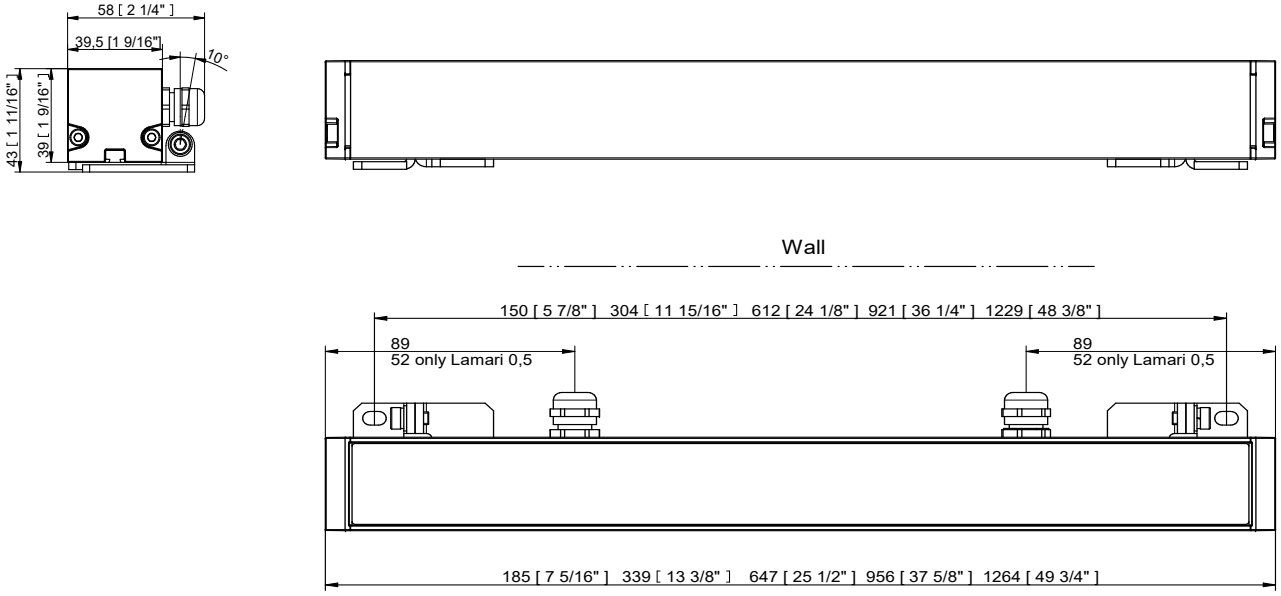

Rear IN Version

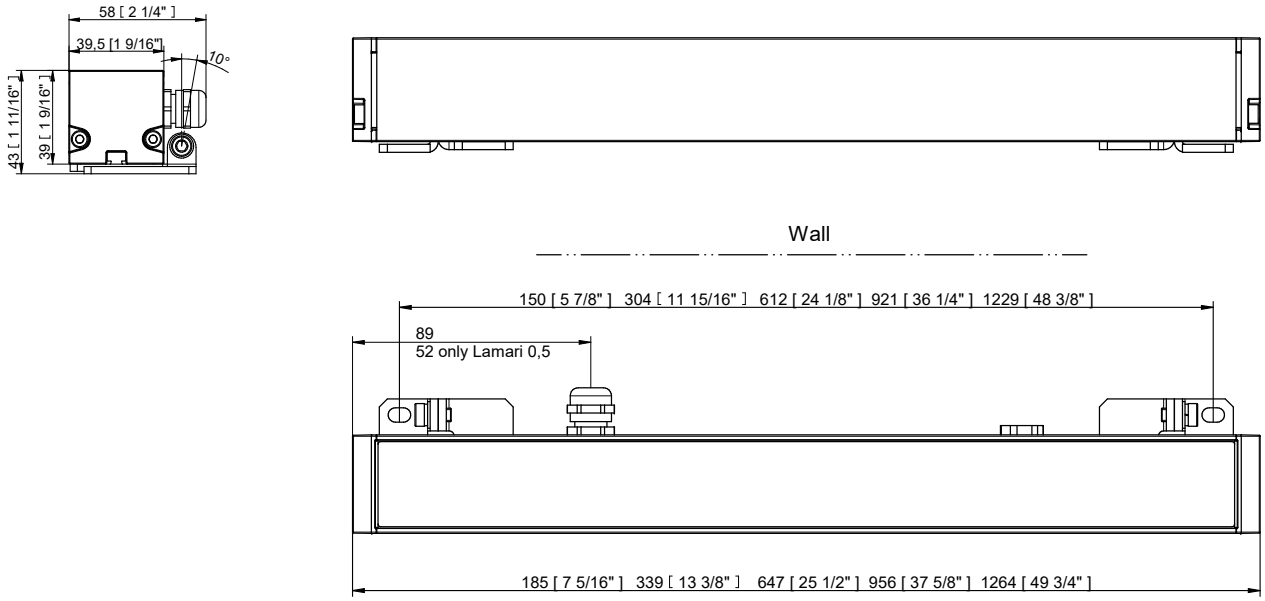

Side IN/OUT Version

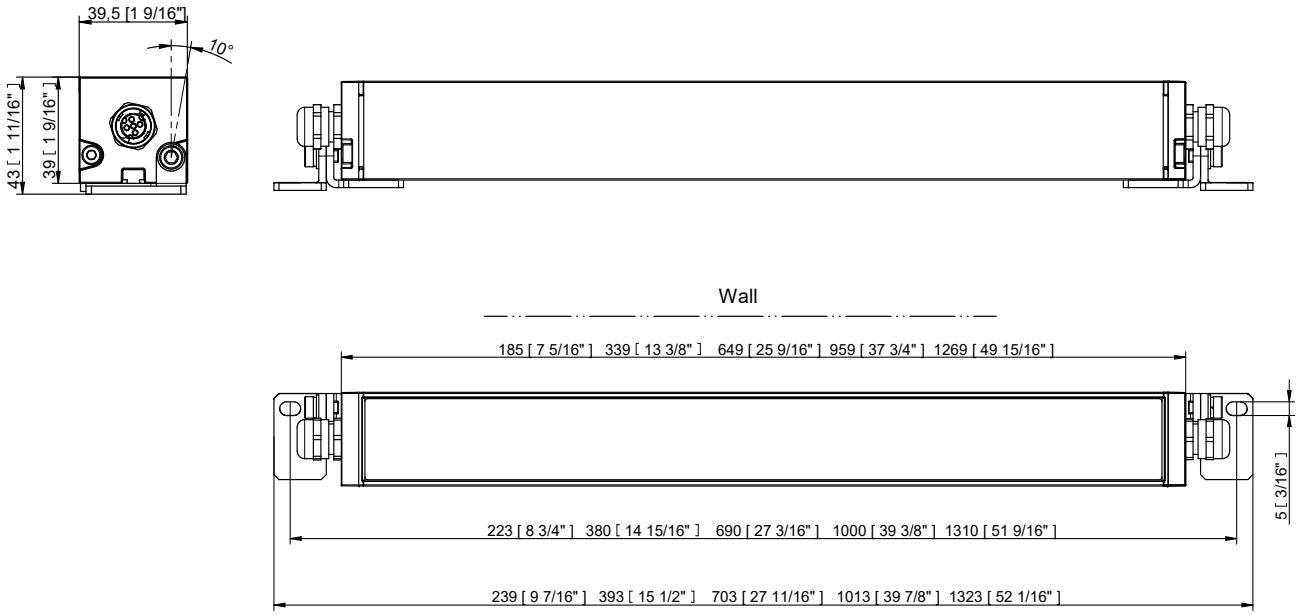

Side IN Version



ACCESSORIES

Barndoors for Lamari Side



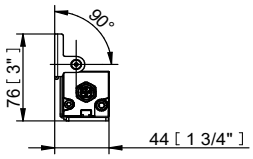

Barndoors for Lamari Rear



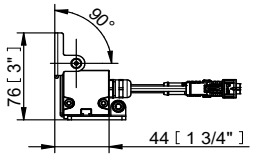

Shields for Lamari Side



Shields for Lamari Rear

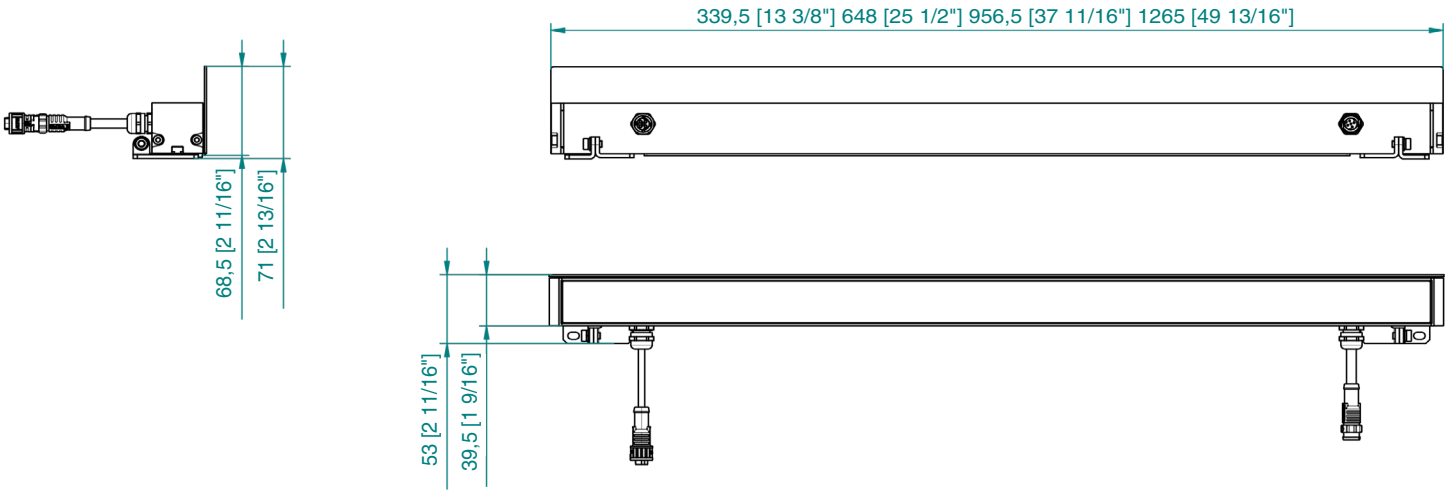

BI-SYMMETRICAL BEAM ANGLES
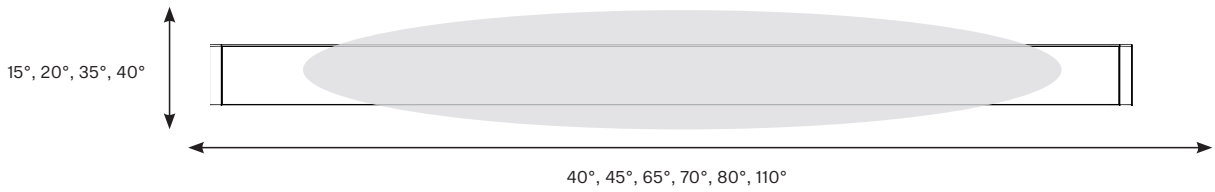
Bi-symmetrical: 15°x40°, 15°x70°, 20°x45°, 20°x80°, 35°x110°, 40°x65°