LAMARI™ 0.5 / 1 / 2 / 3 / 4 SC

Our linear LED fixture is the ideal choice for professional lighting, offering outstanding color mixing. For enhanced safety, the fixture operates at 48V and is controlled via DALI 2 and E-Box Remote series controllers. The fixture's body is made from durable aluminum, boasting IK10 and IP67 ratings, ensuring high resistance to mechanical damage and harsh weather conditions. A wide range of beam angles is available, allowing precise adjustment to meet specific project requirements. The fixture is available in four length variants and offers multiple surface mounting options.

KEY FEATURES

Optic & Control
Advanced technology ensures precise blending of colours. Choose from a variety of beam angles to suit different lighting needs. 48V operation for safe usage in various environments.

Compact design
At only 39 mm of total height, Lamari SC has been designed as a compact and slim LED luminaire suitable for any low–profile application. Available in four length options with multiple mounting configurations.

Durability
Thanks to its tempered glass and high–pressure, extruded aluminum housing, Lamari SC is IK10 and IP67 certified. For more extreme and marine applications, a harsh environment finish option is also available.

CONTROL & PROTOCOLS

- VIA E-BOX — REMOTE
- DALI 2 — REMOTE

STANDARD & SPECIFICATION

- IK10
- IP67
- CE
- ETL
- ROHS
- UKCA
- 5 YEAR — Warranty with Registration
- Vibration Standard for Bridge

FINISH OPTIONS

* CLOSEST RAL TONE
* HE = Harsh Environment

- Graphite Black RAL 9011*
- Grey Aluminium RAL 9007
- Sandstone RAL 1014*
- Pure White RAL 9010
- HE Graphite Black RAL 9011*
- HE Grey Aluminium RAL 9007
- HE Sandstone RAL 1014*
- HE Pure White RAL 9010
- RAL — Custom Paint Colour

COLOURS

STANDARD

- PW (3000 K)
- TW (2200-3000 K)

UPON REQUEST

AVAILABLE COLOURS FOR CUSTOM SETUP

- 2.200 K
- 2.700 K
- 4.000 K
- 6.500 K

OPTIC OPTIONS

SYMMETRICAL

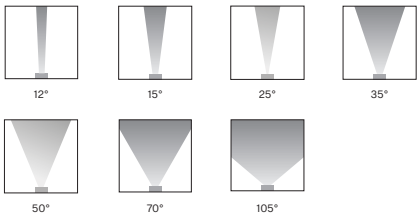

BI-SYMMETRICAL

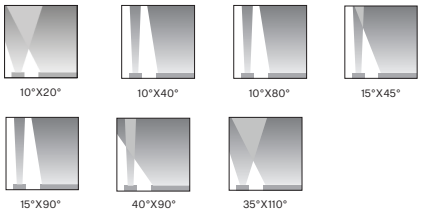

SPECIFICATION

ELECTRICAL	Input Voltage	48 V		
	Typical Power Consumption	**Lamari SC 0.5:** 5 W	**Lamari SC 1:** 10 W	
		Lamari SC 2: 20 W	**Lamari SC 3:** 30 W	
		Lamari SC 4: 40 W		
OPTICAL	Light Source	**Lamari SC 0.5 / 1 / 2 / 3 / 4:** 4 / 8 / 16 / 24 / 32 High Power LEDs		
	Colour Variants	Pure White (W - 3000 K) | Tuneable White (2200–3000 K)		
		Custom Setup On Request: 2200 K, 2700 K, 4000 K, 6500 K		
	Beam Angle	Without Linear Louvre	Symmetrical:	12° | 15° | 25° | 35° | 50° | 70° | 105°
			Bi-symmetrical:	10°x20° | 10°x40° | 10°x80° | 15°x45° | 15°x90°| 35°x110° | 45°x65°
		With Linear Louvre *Low Glare Accessories	Symmetrical:	12° | 15° | 25°
			Bi-symmetrical:	10°x20° | 10°x40° | 10°x80° | 15°x45° | 15°x90° | 35°x110°
	Lumen Output Delivered	**Lamari SC 0.5:** 296 lm, (SC, PW 2700K) TBC	**Lamari SC 1:** 591 lm, (SC, PW 2700K) TBC	
		Lamari SC 2: 1274 lm, (SC, TW @3000K) TBC	**Lamari SC 3:** 1911 lm, (SC, TW @3000K) TBC	
		Lamari SC 4: 2548 lm, (SC, TW @3000K) TBC		
	Projected Lumen Maintenance	L90B10 >90.000 hrs, Ta = 25°C / 77°F		
CONTROL	Interface Protocol	Via E-Box Remote range, DALI 2		
	E-Box Remote Control Protocols	USITT DMX512, RDM, ArtNet, MA Net, MA Net2, sACN, Kling-Net		
	Operating Modes	Pixel (per 1/2 Foot) or Fixture mode		
	Setting / Addressing	Via Two Row LCD Display with Control Buttons on E-Box Remote or RDM communicator		
	Power Supply	Via E-Box Remote range		
	Connectivity	E-box Remote | E-box Remote Basic		
PHYSICAL	Width x Height x Length		Rear:	Side:
		Lamari SC 0.5	37 x 39 x 185 mm (1.46 x 1.54 x 7.28 in.)	37 x 39 x 185 mm (1.46 x 1.54 x 7.28 in.)
		Lamari SC 1	37 x 39 x 339 mm (1.46 x 1.54 x 13.4 in.)	37 x 39 x 339 mm (1.46 x 1.54 x 13.4 in.)
		Lamari SC 2	37 x 39 x 647 mm (1.46 x 1.54 x 25.5 in.)	37 x 39 x 647 mm (1.46 x 1.54 x 25.5 in.)
		Lamari SC 3	37 x 39 x 956 mm (1.46 x 1.54 x 37.6 in.)	37 x 39 x 956 mm (1.46 x 1.54 x 37.6 in.)
		Lamari SC 4	37 x 39 x 1264 mm (1.46 x 1.54 x 49.8 in.)	37 x 39 x 1264 mm (1.46 x 1.54 x 49.8 in.)
	Weight 0.5 / 1 / 2 / 3 / 4	0.5 kg (1.1 lbs) / 0.9 kg (2.0 lbs) / 1.6 kg (3.5 lbs) / 2.2 kg (4.9 lbs) / 2.8 kg (6.2 lbs)		
	Housing	High Pressure Extruded Aluminium Body | End Caps – Die-Cast Aluminium | Tempered Glass		
	Finish Options	Standard Colour	Graphite Black RAL 9011* | Grey Aluminium RAL 9007 Pure White RAL 9010 | Sandstone RAL 1014* *Closest RAL Tone	
		Standard Colour Harsh Environment	Graphite Black RAL 9011* | Grey Aluminium RAL 9007 Pure White RAL 9010 | Sandstone RAL 1014* *Closest RAL Tone	
		Cost Option	Custom RAL	
	Cables/Connections	IP67 Hybrid Connection (Power + Data)		
	Mounting Method	Surface Mount With Different Type of Brackets		
	Adjustability	+10° (With Standard Mounting Bracket)		
	Protection Factor | IK Rating	IP67 / Suitable For Wet Locations | IK10		
	Cooling System	Convection		
	Operating Ambient Temperature	-20°C / +40°C (-4°F / +104°F)		
	Operating Temperature	+67°C @ Ambient +40°C (+153°F @ Ambient +104°F)		
CERTIFICATION	Listings	ETL / cETL, CE, RoHS, UKCA		

SPECIFICATION

	CE	US
CABLES AND CONNECTORS Not Included Items	**DMX - CONNECTOR SOLUTION**	**DMX - CONNECTOR SOLUTION**
	Cable SJTW 5x14 AWG (13053336), standard with bare-end, black - 1/3/5/10 m	Cable SJTW 5x14 AWG (13053336), standard with bare-end, black - 1/3/5/10 m
	Cable SJTW 5x14 AWG (13053697), with bare-end, white (on request) - 1/3/5/10 m	Cable SJTW 5x14 AWG (13053697), with bare-end, white (on request) - 1/3/5/10 m
	Leader CE Cable FF, 0.1 m, MINI-05 (13053978)	Cable UL 20969 (5x18 AWG) - (13054125)
	Jumper Cable CE/US MID-05 FF/MM (5x14 AWG), 0.5 m, (13054131) - 0.5/1/3/5 m	Jumper Cable CE/US MID-05 FF/MM (5x14 AWG), 0.5 m, (13054131) - 0.5/1/3/5 m
	Jumper Cable MINI-05 FF/MM (5x20 AWG), 0.5 m, (13053937-02) - 0.5/1/3/5/10 m	T-connector MID-05 MFF (13054130)
	Cable 5x20 AWG, 0.5 m, with connector MM (Lamari component)	Field Installable Connector MID-05 MM (14-22 AWG) - (13054126)
	Adaptor MID2MINI (13054149)	**DMX - BARE-END**
	T-connector MID-05 MFF (13054130)	Cable SJTW 5x14 AWG (13053336), standard with bare-end, black
	T-connector MINI-05 MFF (13053941-01)	Cable SJTW 5x14 AWG (13053697), with bare-end, white (on req.)
	Field Installable Connector MID-05 MM (14-22 AWG) - (13054126)	Cable UL 20969 (5x18 AWG) - (13054125)
	DMX - BARE-END	Junction Box Remote (1x Output) - (10980715)
	Cable SJTW 5x14 AWG (13053336), standard with bare-end, black - 1/3/5/10 m	Junction Box Remote (4x Output) - (10980716)
	Cable SJTW 5x14 AWG (13053697), with bare-end, white (on request) - 1/3/5/10 m	**DALI - CONNECTOR SOLUTION**
	Cable UL 20969 (5x20 AWG), 1 m, (13053481), black	Cable SJTW 5x14 AWG (13053336), standard with bare-end, black
	Cable UL 20969 (5x20 AWG), 1 m, (13053696), white (on request)	Cable SJTW 5x14 AWG (13053697), with bare-end, white (on req.)
	Junction Box Remote (4x Output) - (10980716)	Cable UL 20969 (5x18 AWG) - (13054125)
	Junction Box Remote (1x Output) - (10980715)	Jumper Cable CE/US MID-05 FF/MM (5x14 AWG), 0.5 m, (13054131) - 0.5/1/3/5 m
	DALI - CONNECTOR SOLUTION	T-connector MID-05 MFF (13054130)
	Cable SJTW 5x14 AWG (13053336), standard with bare-end, black - 1/3/5/10 m	Junction Box Remote (1x Output) - (10980715)
	Cable SJTW 5x14 AWG (13053697), with bare-end, white (on request) - 1/3/5/10 m	Junction Box Remote (4x Output) - (10980716)
	Jumper Cable CE/US MID-05 FF/MM (5x14 AWG), 0.5 m, (13054131) - 0.5/1/3/5 m	**DALI - BARE-END**
	T-connector MID-05 MFF (13054130)	Cable SJTW 5x14 AWG (13053336), standard with bare-end, black
	Field Installable Connector MID-05 MM (14-22 AWG) - (13054126)	Cable SJTW 5x14 AWG (13053697), with bare-end, white (on req.)
	Junction Box Remote (1x Output) - (10980715)	Cable UL 20969 (5x18 AWG) - (13054125)
	DALI - BARE-END	Junction Box Remote (1x Output) - (10980715)
	Cable SJTW 5x14 AWG (13053336), standard with bare-end, black - 1/3/5/10 m	Junction Box Remote (4x Output) - (10980716)
	Cable SJTW 5x14 AWG (13053697), with bare-end, white	
	Cable UL 20969 (5x18 AWG) - (13054125)	
	Junction Box Remote (4x Output) - (10980716)	
	Junction Box Remote (1x Output) - (10980715)	

LAMARI INPUT OPTIONS

STANDARD

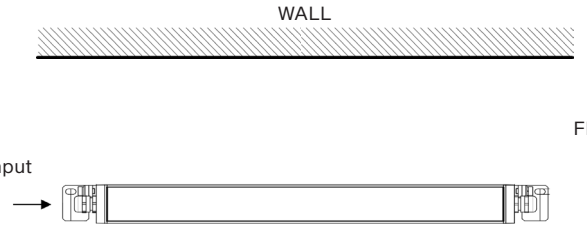

UPON REQUEST

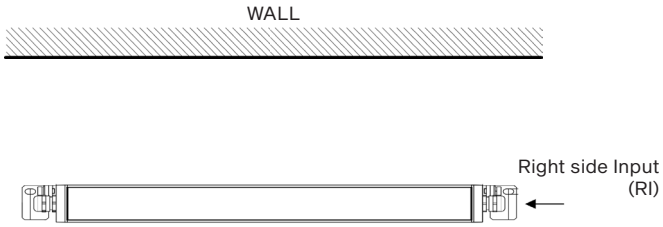

FRONT view

DISTANCE FROM THE WALL

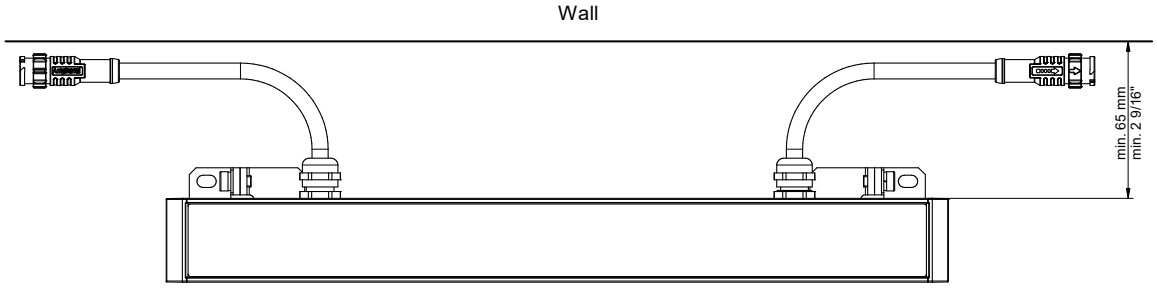

CONTROL AND CONNECTION OPTIONS

STANDARD

1) Leader CE Cable FF, 0.1 m, MINI-05 (13053978)
2) Cable 5x20 AWG, 0.5 m, with connector MM

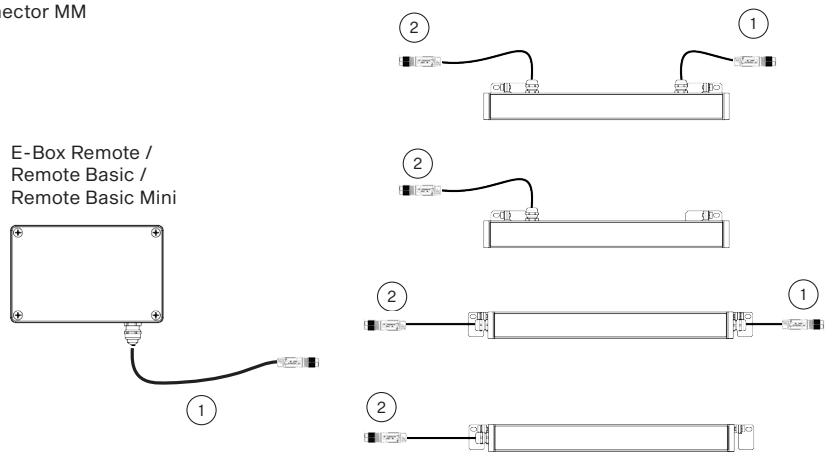

Note: The last unplugged connector must be fitted with a Waterproof Cap to protect the IP rating.

STANDARD WITH JUMPER CABLE

1) Leader Cable FF, 0.1 m , CE MINI-05 (13053978)
2) Cable 5x20 AWG, 0.5 m, with connector MM
3) Jumper Cable MINI-05 FF/MM (20 AWG), 0.5 m (13053937-02)

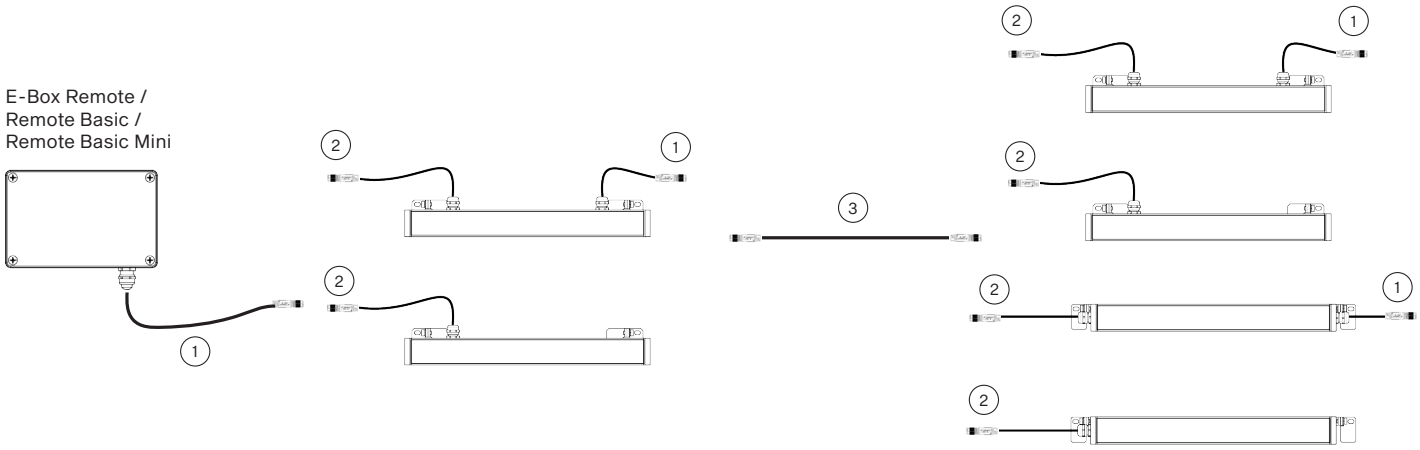

Note: The last unplugged connector must be fitted with a Waterproof Cap to protect the IP rating.

CONTROL AND CONNECTION OPTIONS - CE

DMX - CONNECTOR SOLUTION

A E-BOX REMOTE / REMOTE BASIC / REMOTE BASIC MINI

Note: The last unmated connector must be fitted with an Waterproof Cap to protect the IP rating.

1) SJTW 5x14 AWG (13053336), standard with bare-end, black
2) Field Installable Connector MID-05 MM (14-22 AWG) - (13054126)
3) T-connector MID-05 MFF (13054130)
4) Jumper Cable CE/US MID-05 FF/MM (5x14 AWG), 0.5 m (13054131)
5) Adaptor MID2MINI (13054149)
6) Cable 5x20 AWG, 0.5 m, with connector MM (Lamari component)

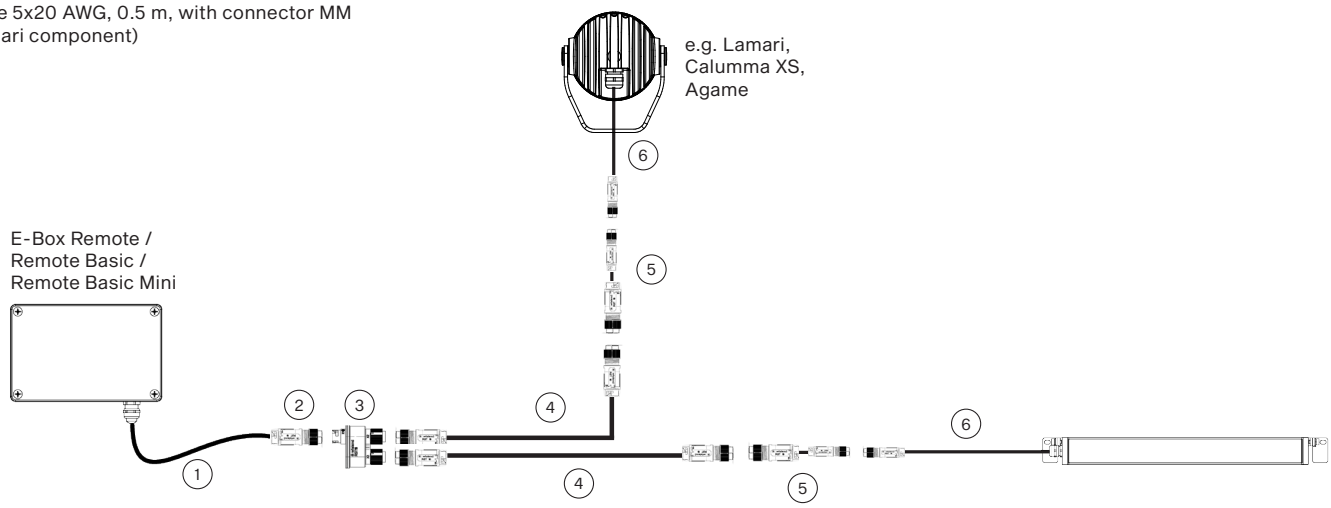

B E-BOX REMOTE / REMOTE BASIC / REMOTE BASIC MINI WITH PANEL CONNECTORS

Note: The last unmated connector must be fitted with an Waterproof Cap to protect the IP rating.

1) Jumper Cable CE/US MID-05 FF/MM (5x14 AWG), 0.5 m (13054131)
2) Adaptor MID2MINI (13054149)
3) Jumper Cable MINI-05 FF/MM (20 AWG), 0.5 m (13053937-02)
4) T-connector MINI-05 MFF (13053941-01)
5) Cable 5x20 AWG, 0.5 m, with connector MM (Lamari component)

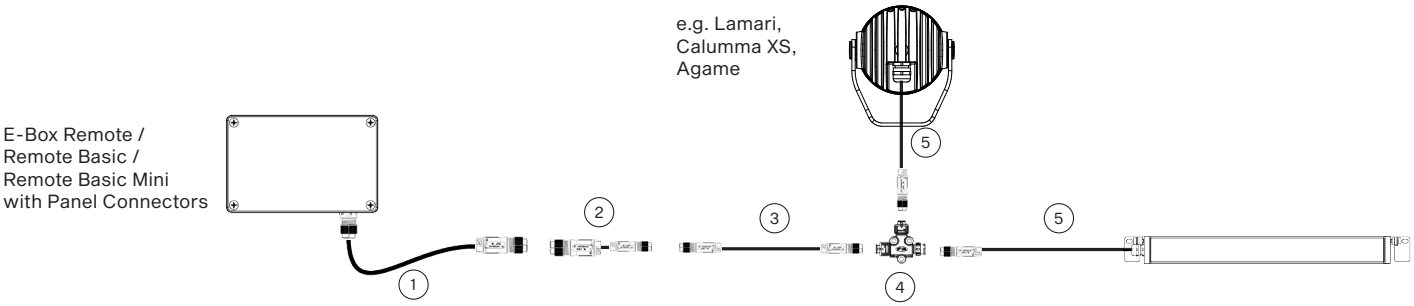

CONTROL AND CONNECTION OPTIONS - CE

DMX - BARE-END CE

1) SJTW 5x14 AWG (13053336), standard with bare-end, black
2) Junction Box Remote (4x Output) - (10980716)
3) Cable UL 20969 (5x20 AWG), 1 m, (13053481), black

Note: The last unmated connector must be fitted with an Waterproof Cap to protect the IP rating.

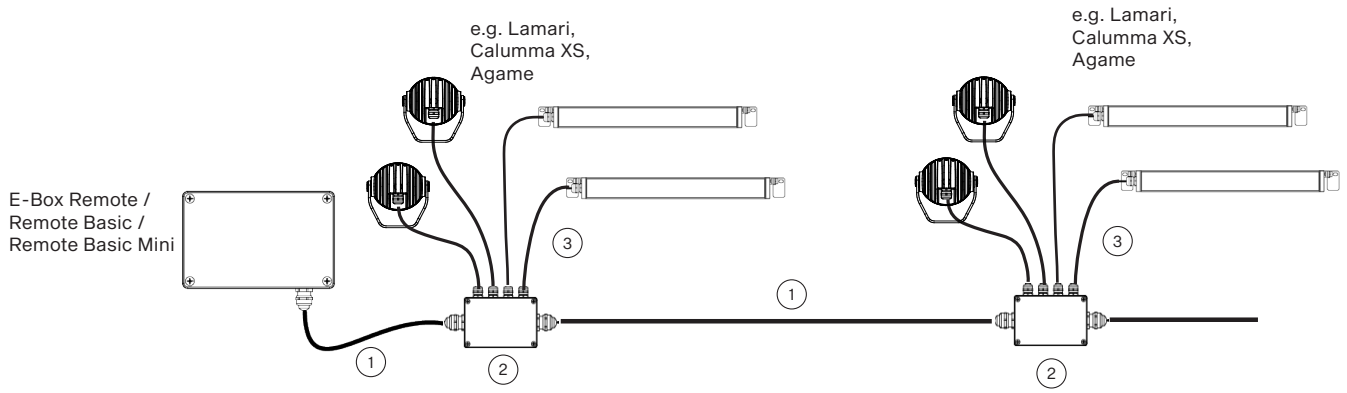

DALI - CONNECTOR SOLUTION CE

1) SJTW 5x14 AWG (13053336), standard with bare-end, black
2) Field Installable Connector MID-05 FF (14-22 AWG) - (13054126)
3) T-connector MID-05 MFF (13054130)
4) Jumper Cable CE/US MID-05 FF/MM (5x14 AWG), 0.5 m (13054131)
6) Cable UL 20969 (5x18 AWG) - (13054125)
7) Junction Box Remote 1x Output - (10980715)

Note: The last unmated connector must be fitted with an Waterproof Cap to protect the IP rating.

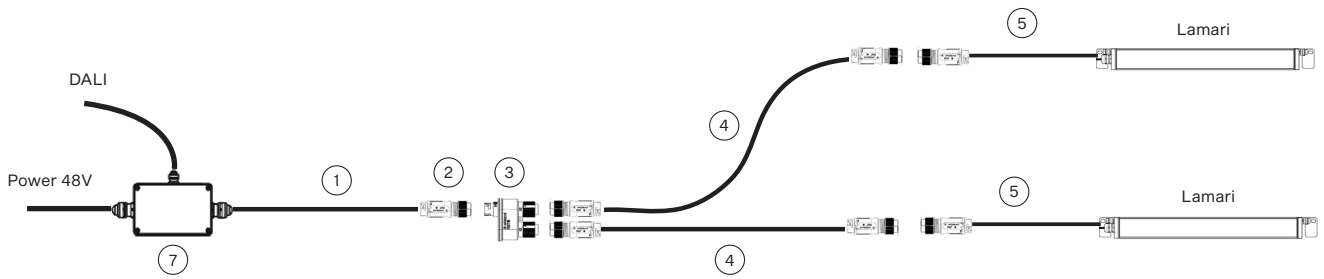

CONTROL AND CONNECTION OPTIONS - CE

DALI - BARE-END

1) SJTW 5x14 AWG (13053336), standard with bare-end, black
2) Junction Box Remote (4x Output) - (10980716)
3) Cable UL 20969 (5x18 AWG) - (13054125)
4) Junction Box Remote (1x Output) - (10980715)

Note: The last unmated connector must be fitted with an Waterproof Cap to protect the IP rating.

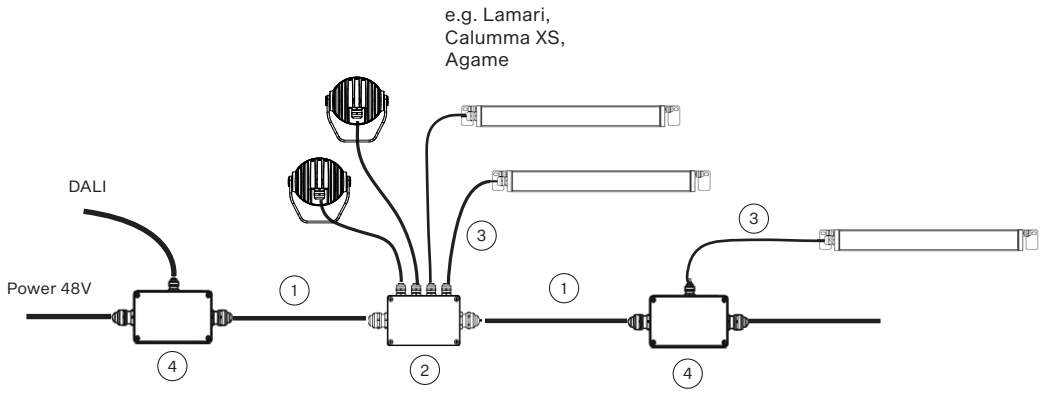

CONTROL AND CONNECTION OPTIONS - US

DMX - CONNECTOR SOLUTION

1) SJTW 5x14 AWG (13053336), standard with bare-end, black
2) Field Installable Connector MID-05 FF (14-22 AWG) - (13054126)
3) T-connector MID-05 MFF (13054130)
4) Jumper Cable CE/US MID-05 FF/MM (5x14 AWG), 0.5 m (13054131)
5) Cable UL 20969 (5x18 AWG) - (13054125)

Note: The last unmated connector must be fitted with an Waterproof Cap to protect the IP rating.

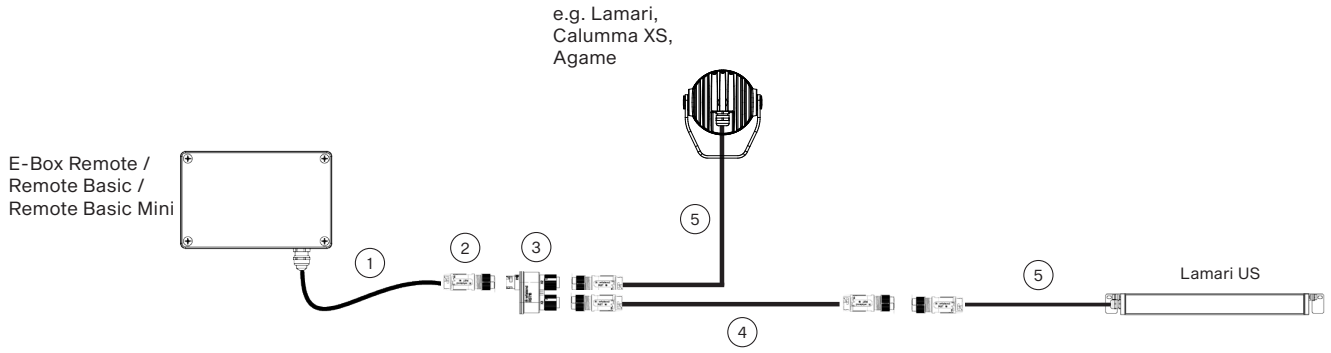

DMX - BARE-END

1) SJTW 5x14 AWG (13053336), standard with bare-end, black
2) Junction Box Remote (4x Output) - (10980716)
3) Cable UL 20969 (5x18 AWG) - (13054125)

Note: The last unmated connector must be fitted with an Waterproof Cap to protect the IP rating.

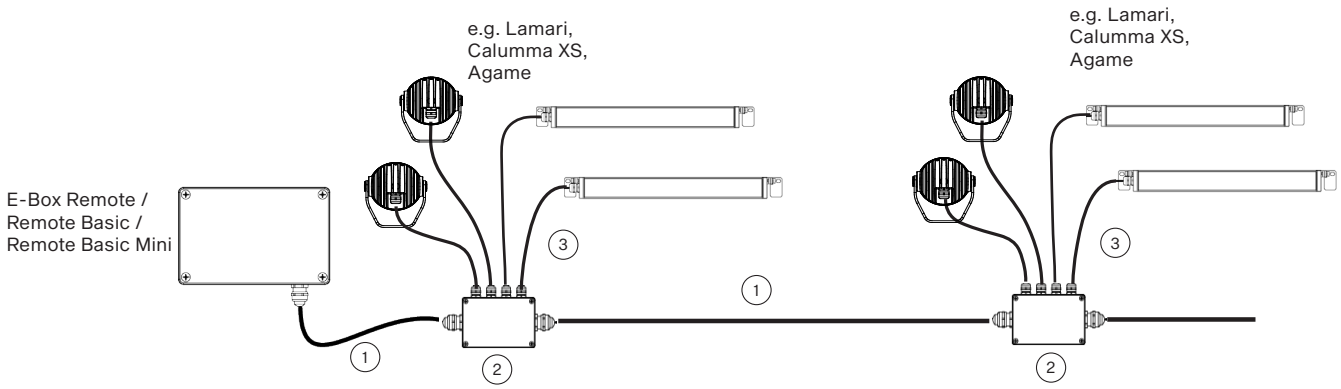

CONTROL AND CONNECTION OPTIONS - US

DALI - CONNECTOR SOLUTION

1) SJTW 5x14 AWG (13053336), standard with bare-end, black
2) Field Installable Connector MID-05 MM (14–22 AWG) - (13054126)
3) T-connector MID-05 MFF (13054130)
4) Jumper Cable CE/US MID-05 FF/MM (5x14 AWG), 0.5 m (13054131)
5) Cable UL 20969 (5x18 AWG) - (13054125)
6) Junction Box Remote 1x Output - (10980715)

Note: The last unmated connector must be fitted with an Waterproof Cap to protect the IP rating.

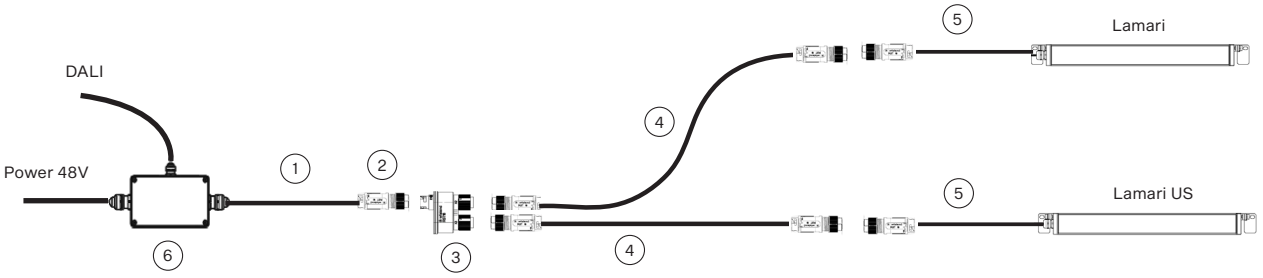

DALI - BARE-END

1) SJTW 5x14 AWG (13053336), standard with bare-end, black
2) Junction Box Remote (4x Output) - (10980716)
3) Cable UL 20969 (5x18 AWG) - (13054125)
4) Junction Box Remote 1x Output - (10980715)

Note: The last unmated connector must be fitted with an Waterproof Cap to protect the IP rating.

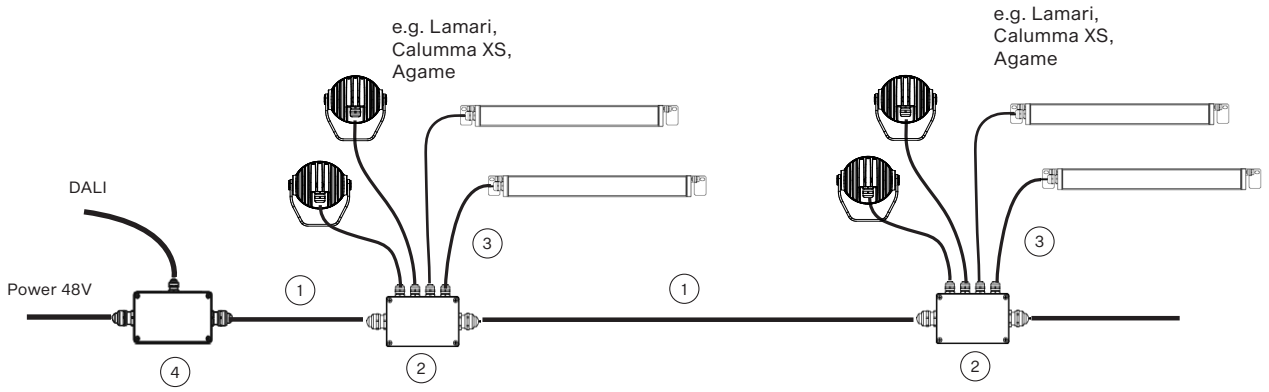

LAMARI CABLE ENTRY OPTIONS

Rear IN/OUT Version



Rear IN Version



Side IN/OUT Version

Side IN Version

DIMENSIONS

Rear IN/OUT Version

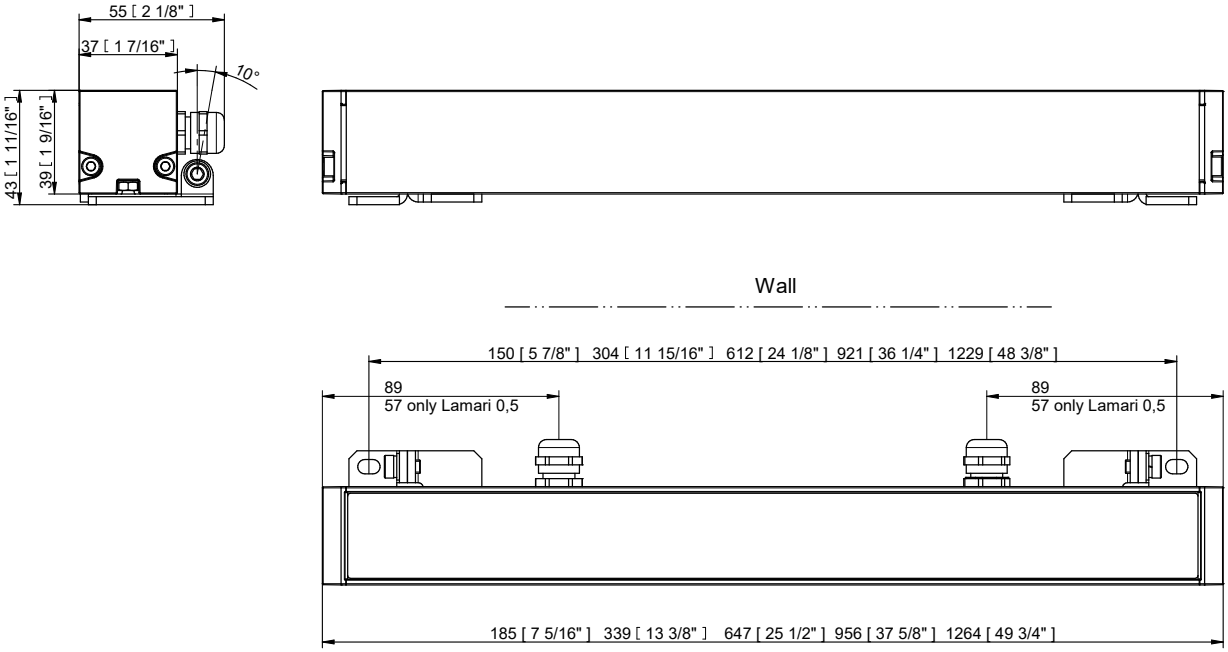

Rear IN Version

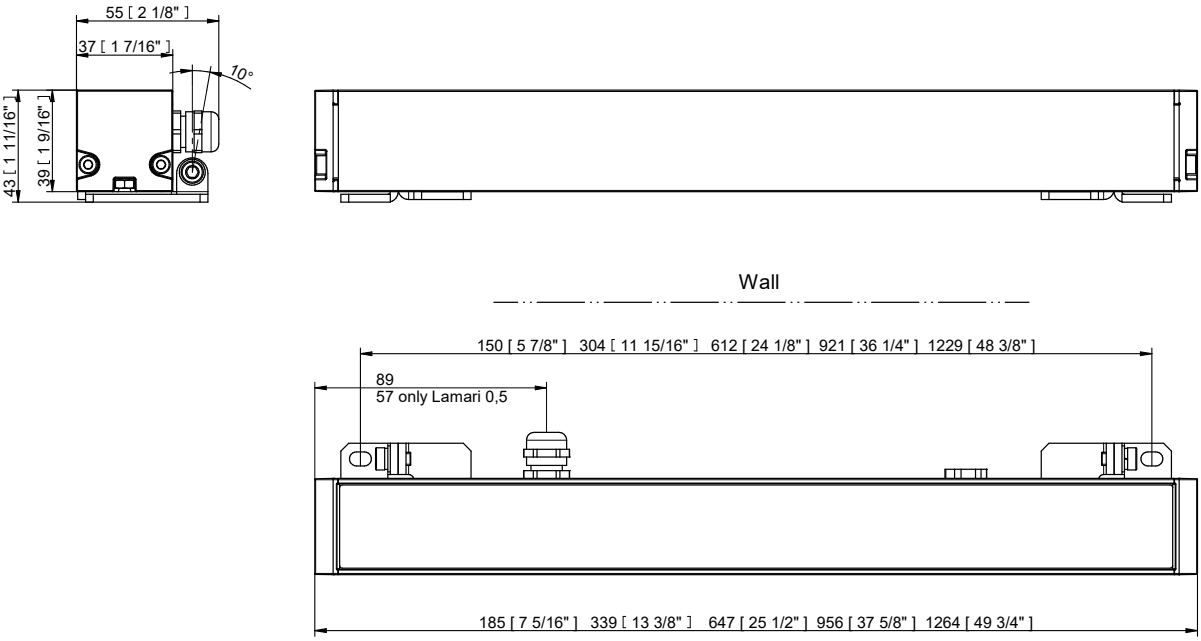

Side IN/OUT Version



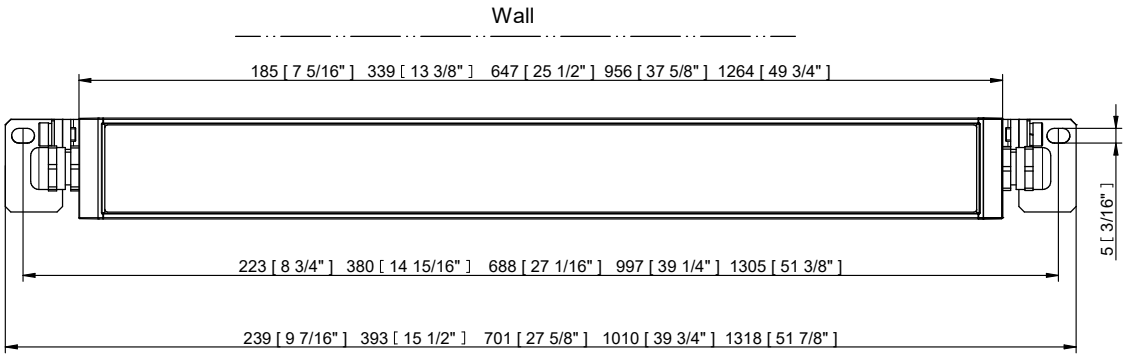

Side IN Version



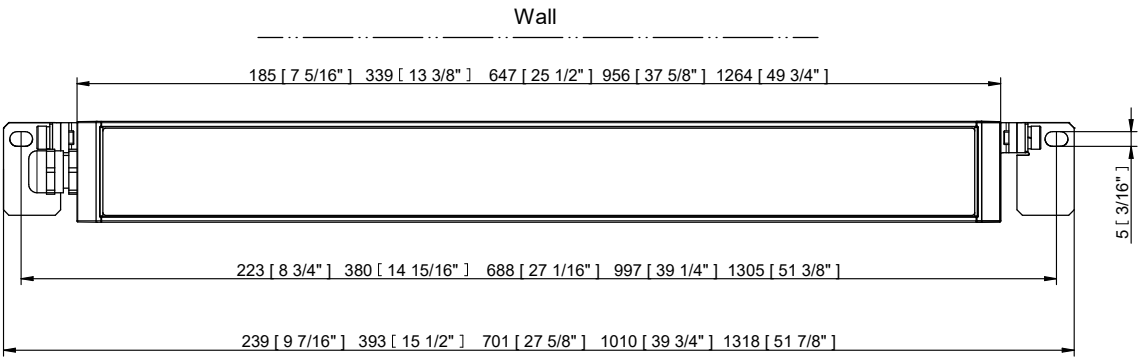

ACCESSORIES

Barndoors for Lamari Side



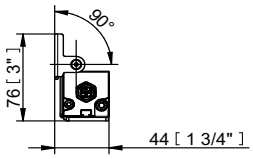

Barndoors for Lamari Rear



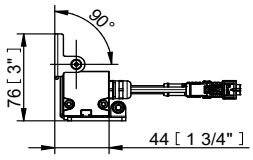

Shields for Lamari Side



Shields for Lamari Rear

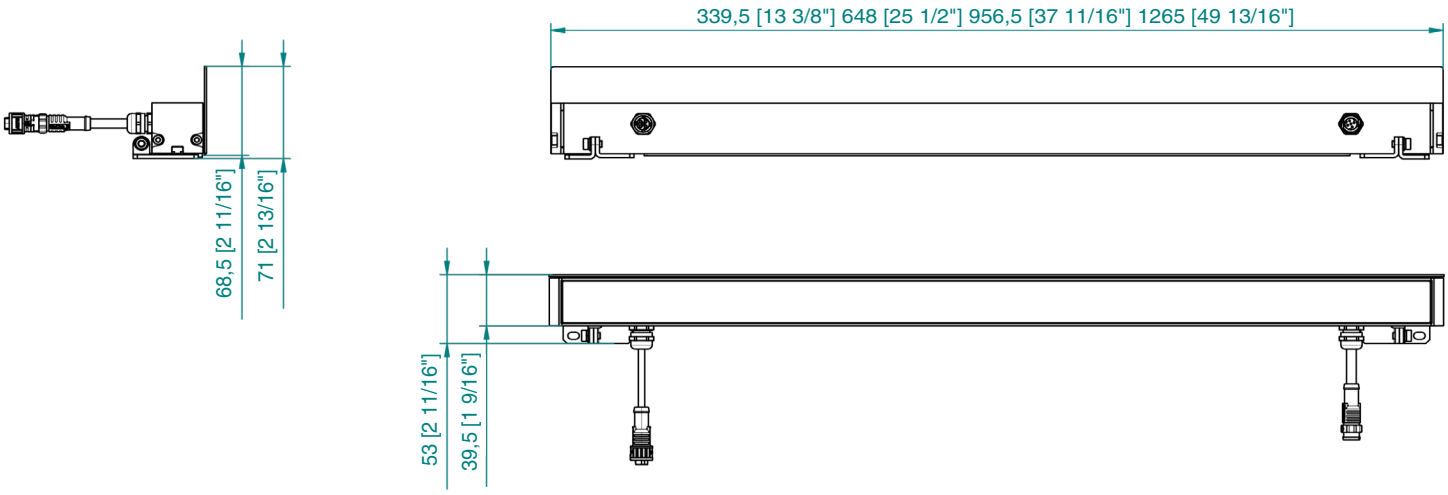

Wall Mount Brackets

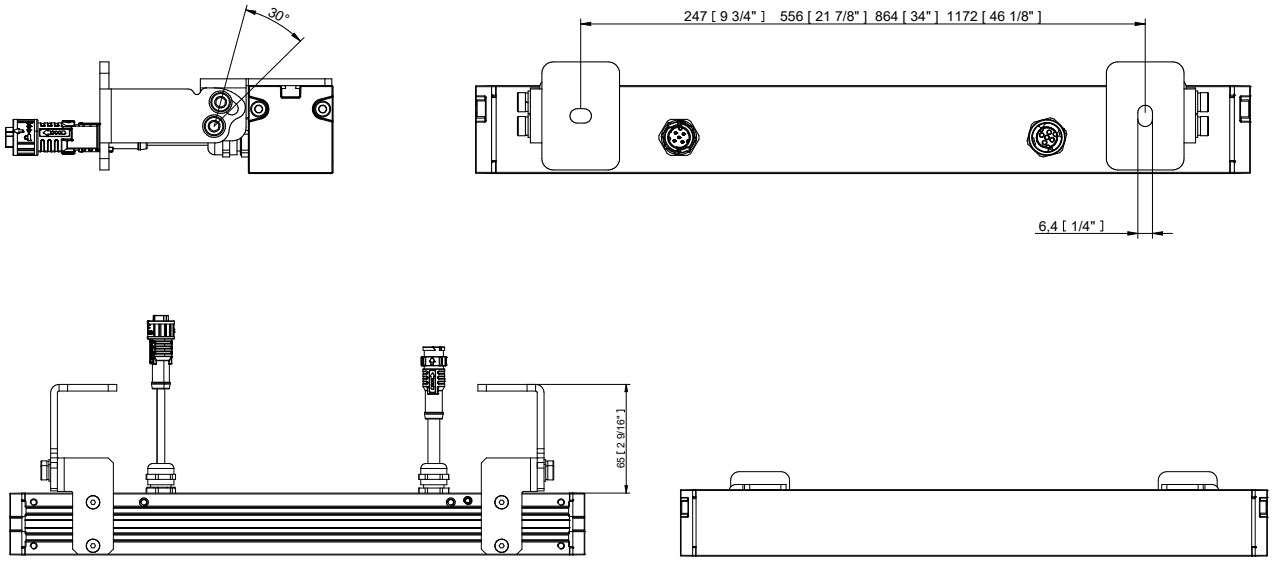

Wall Mount Scissors Brackets

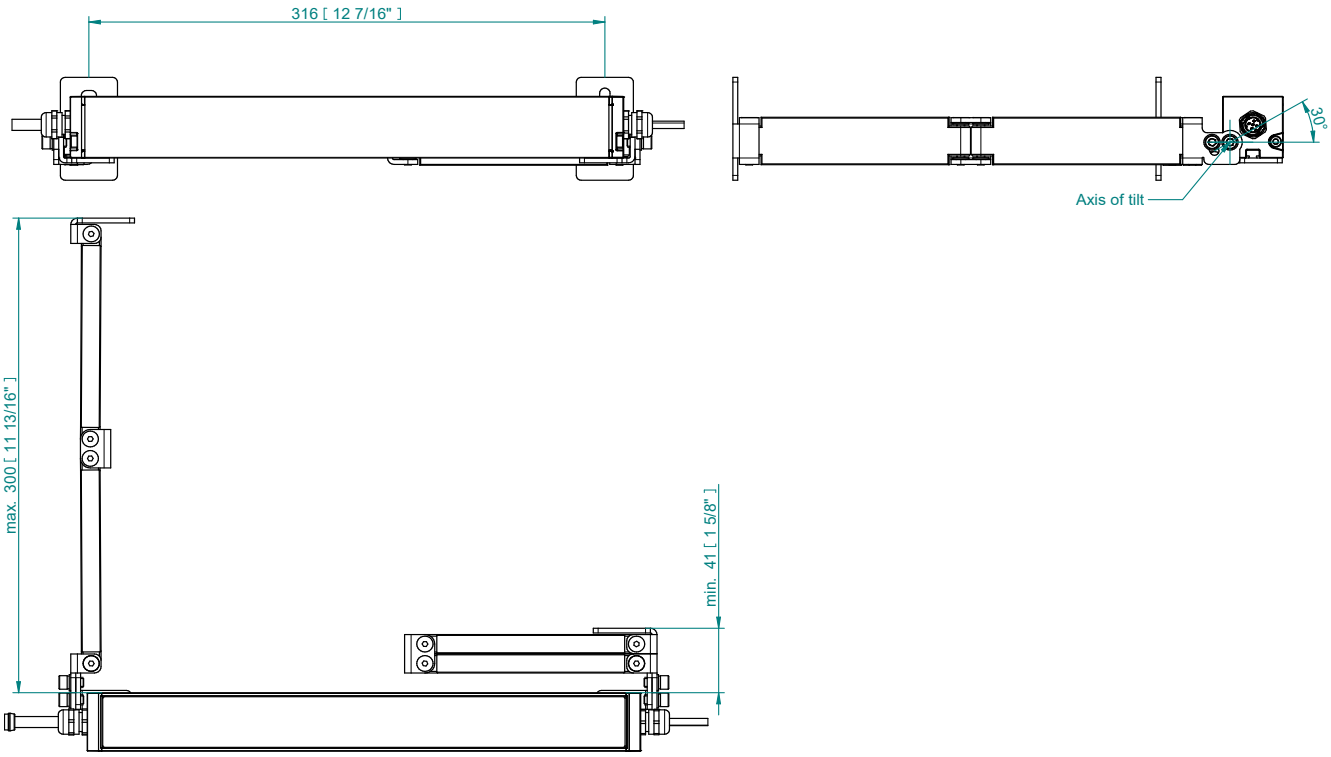

BI-SYMMETRICAL BEAM ANGLES

Bi-symmetrical: 15°x40°, 15°x70°, 20°x45°, 20°x80°, 35°x110°, 40°x65°

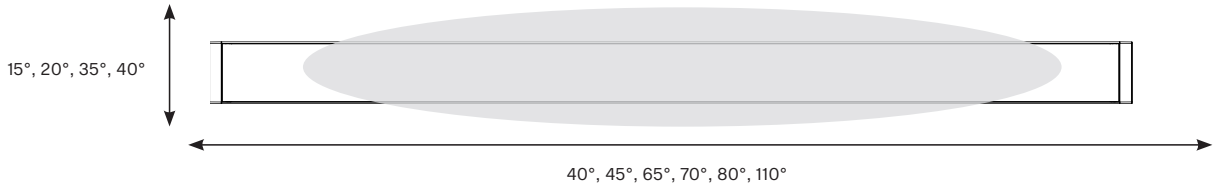

PHOTOMETRIC DATA

Lamari SC 4 TW (2200K–3000K)
12dg set to 3000K

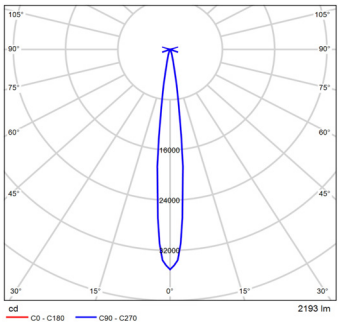

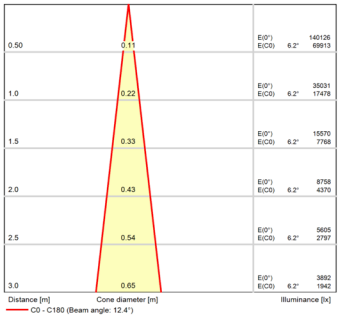

Lamari SC 4 TW (2200K–3000K)
15dg set to 3000K

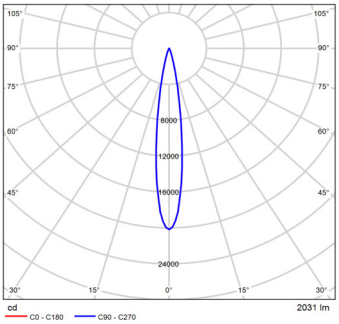

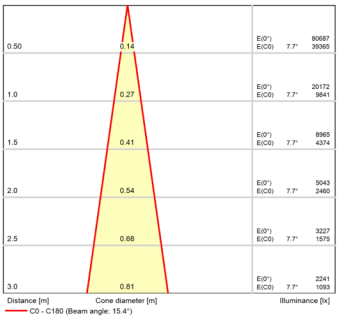

Lamari SC 4 TW (2200K–3000K)
25dg set to 3000K

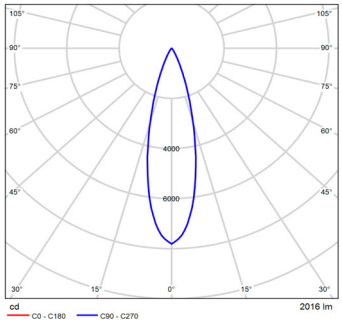

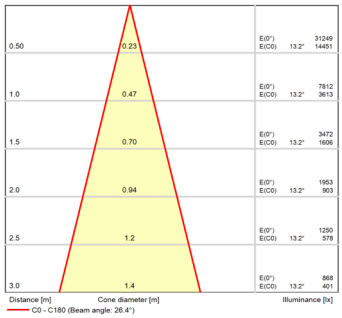

Lamari SC 4 TW (2200K–3000K)
35dg set to 3000K

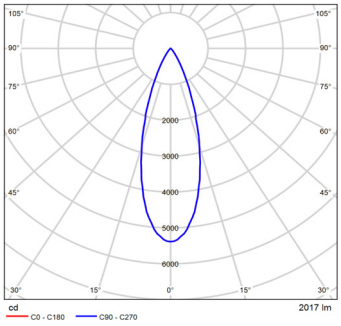

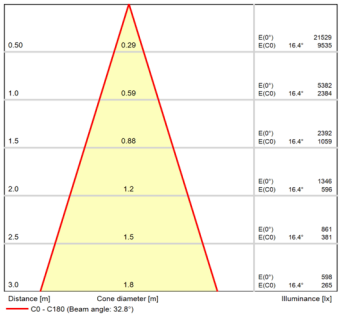

Lamari SC 4 TW (2200K–3000K)
50dg set to 3000K

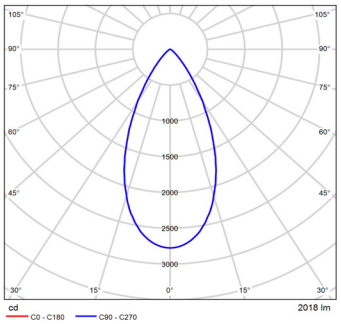

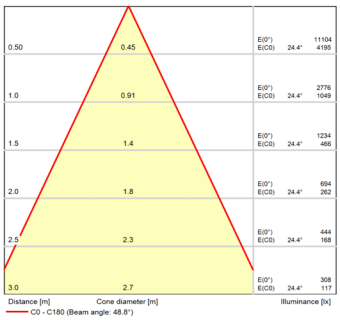

Lamari SC 4 TW (2200K–3000K)
70dg set to 3000K

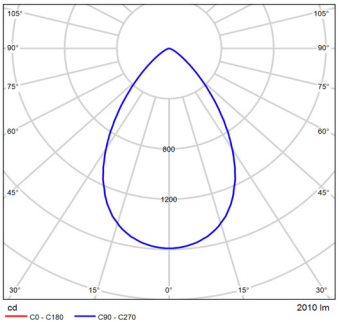

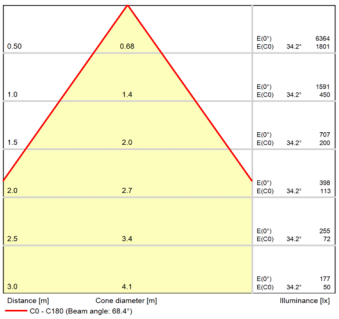

Lamari SC 4 TW (2200K–3000K)
105dg set to 3000K

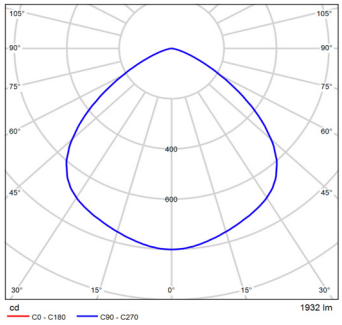

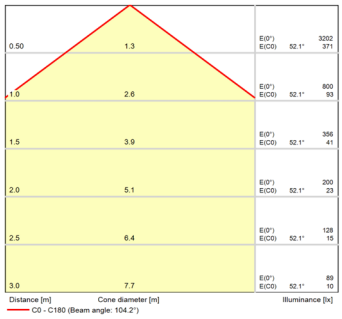

Lamari SC 4 TW (2200K–3000K)
10dg x 20dg set to 3000K

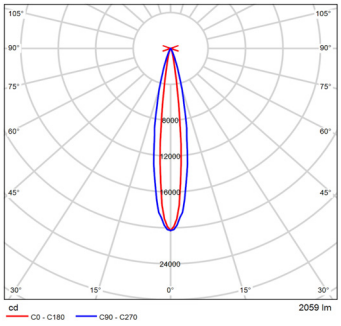

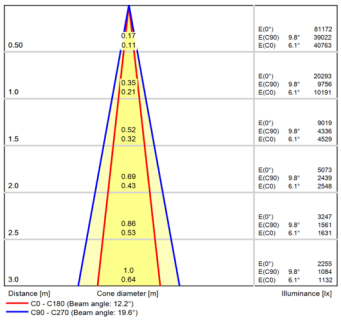

Lamari SC 4 TW (2200K–3000K)
10dg x 40dg set to 3000K

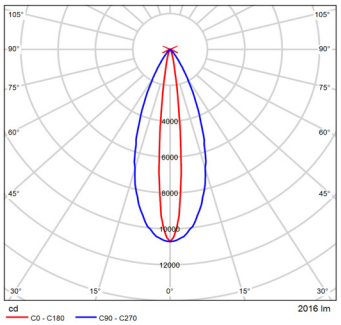

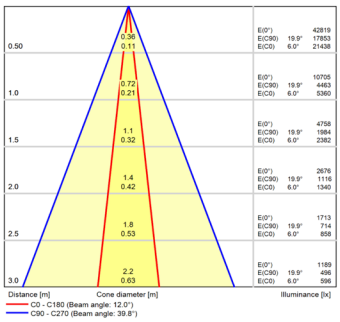

Lamari SC 4 TW (2200K–3000K)
10dg x 80dg set to 3000K

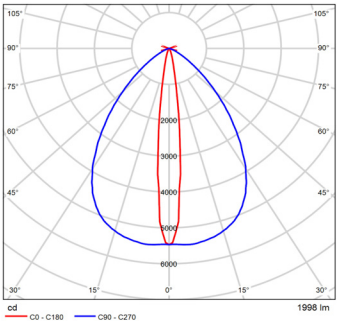

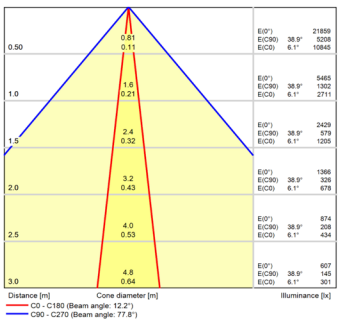

Lamari SC 4 TW (2200K–3000K)
15dg x 45dg set to 3000K

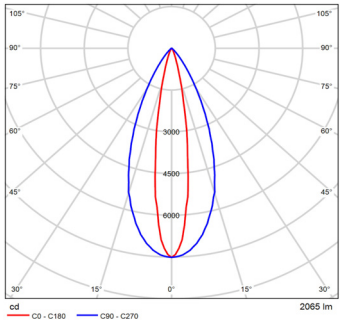

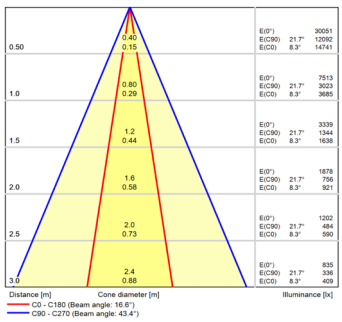

Lamari SC 4 TW (2200K–3000K)
15dg x 90dg set to 3000K

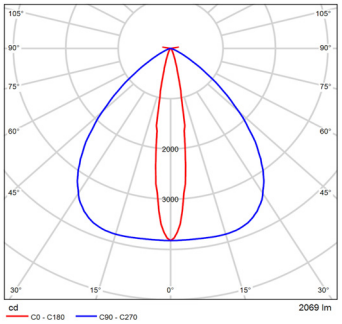

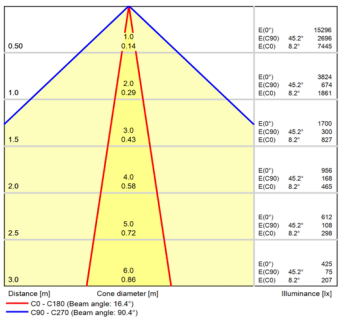

Lamari SC 4 TW (2200K–3000K)
35dg x 110dg set to 3000K

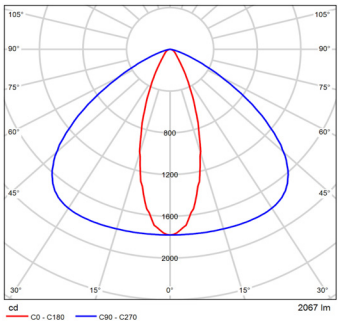

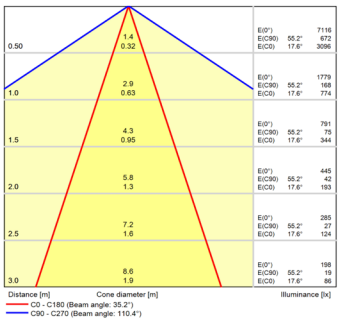
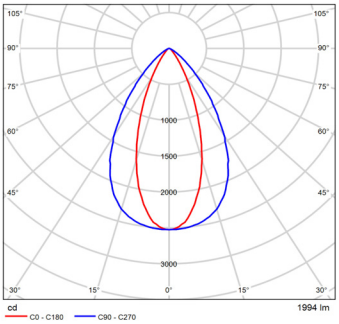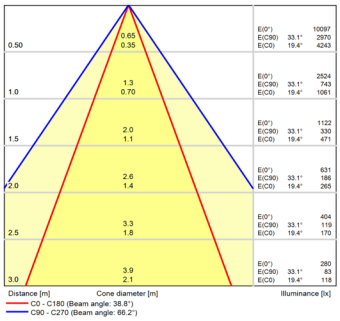
Lamari SC 4 TW (2200K–3000K)
40dg x 65dg set to 3000K