

# LAMARI™ 1 / 2 / 3 / 4 MC

Our linear LED fixture is the ideal choice for professional lighting, offering outstanding color mixing, particularly in the multichip version. For enhanced safety, the fixture operates at 48V and is controlled via DALI 2 and E-Box Remote series controllers. The fixture's body is made from durable aluminum, boasting IK10 and IP67 ratings, ensuring high resistance to mechanical damage and harsh weather conditions. A wide range of beam angles is available, allowing precise adjustment to meet specific project requirements. The fixture is available in four length variants and offers multiple surface mounting options.



## KEY FEATURES

### Optic & Control

Advanced technology ensures precise blending of colours, especially in multichip versions. Choose from a variety of beam angles to suit different lighting needs. 48V operation for safe usage in various environments.

### Compact design

At only 39 mm of total height, Lamari MC has been designed as a compact and slim LED luminaire suitable for any low-profile application. Available in four length options with multiple mounting configurations.

### Durability

Thanks to its tempered glass and high-pressure, extruded aluminum housing, Lamari MC is IK10 and IP67 certified. For more extreme and marine applications, a harsh environment finish option is also available.

## COLOURS



RGBW



RGBA

## CONTROL & PROTOCOLS



REMOTE



REMOTE

## FINISH OPTIONS

\* CLOSEST RAL TONE  
\* HE = Harsh Environment



Graphite Black  
RAL 9011\*



Grey Aluminium  
RAL 9007



Sandstone  
RAL 1014\*



Pure White  
RAL 9010



HE Graphite Black  
RAL 9011\*



HE Grey Aluminium  
RAL 9007



HE Sandstone  
RAL 1014\*



HE Pure White  
RAL 9010



RAL  
Custom Paint Colour

## OPTIC OPTIONS

### SYMMETRICAL



15°



25°



35°



50°



65°



100°

### BI-SYMMETRICAL



15°x40°



15°x70°



20°x45°



20°x80°



35°x110°



40°x65°

## STANDARD & SPECIFICATION



Warranty with Registration

Vibration Standard for Bridge

**SPECIFICATION**

<b>ELECTRICAL</b>	Input Voltage	48 V		
	Typical Power Consumption	<b>Lamari MC 1:</b> 10 W	<b>Lamari MC 2:</b> 20 W	
		<b>Lamari MC 3:</b> 30 W	<b>Lamari MC 4:</b> 40 W	
<b>OPTICAL</b>	Light Source	<b>Lamari MC 1 / 2 / 3 / 4:</b> 10 / 24 / 36 / 48 Mid Power LEDs		
	Colour Variants	RGBW (W - 6.500 K)   RGBA		
	Beam Angle	Symmetrical:	15°   25°   35°   50°   65°   100°	
		Bi-symmetrical:	15°x40°   15°x70°   20°x45°   20°x80°   35°x110°   40°x65°	
	Linear Louvre (Low Glare Accessories) - Available For	Symmetrical:	15°   25°	
		Bi-symmetrical:	15°x40°   15°x70°   20°x45°   20°x80°   35°x110°	
	Lumen Output Delivered	<b>Lamari MC 1:</b> 509 lm, (MC, RGBA @3000K) <b>TBC</b>	<b>Lamari MC 3:</b> 1527 lm, (MC, RGBA @3000K) <b>TBC</b>	
<b>Lamari MC 2:</b> 1018 lm, (MC, RGBA @3000K) <b>TBC</b>		<b>Lamari MC 4:</b> 1627 lm, (MC, RGBA @3000K) <b>TBC</b>		
Projected Lumen Maintenance	L90B10 >90.000 hrs, Ta = 25°C / 77°F			
<b>CONTROL</b>	Interface Protocol	Via E-Box Remote range, DALI 2		
	E-Box Remote Control Protocols	USITT DMX512, RDM, ArtNet, MA Net, MA Net2, sACN, Kling-Net		
	Operating Modes	Pixel (per 1/2 Foot) or Fixture mode		
	Setting/Addressing	Via Two Row LCD Display with Control Buttons on E-Box Remote or RDM communicator		
	Power Supply	Via E-Box Remote range		
	Connectivity	E-box Remote   E-box Remote Basic		
Width x Height x Length			Rear:	Side:
	<b>Lamari MC 1</b>	39.5 x 39 x 339 mm (1.56 x 1.54 x 13.35 in.)		39.5 x 39 x 339 mm (1.56 x 1.54 x 13.35 in.)
	<b>Lamari MC 2</b>	39.5 x 39 x 649 mm (1.56 x 1.54 x 25.55 in.)		39.5 x 39 x 649 mm (1.56 x 1.54 x 25.55 in.)
	<b>Lamari MC 3</b>	39.5 x 39 x 959 mm (1.56 x 1.54 x 37.76 in.)		39.5 x 39 x 959 mm (1.56 x 1.54 x 37.76 in.)
	<b>Lamari MC 4</b>	39.5 x 39 x 1269 mm (1.56 x 1.54 x 49.96 in.)		39.5 x 39 x 1269 mm (1.56 x 1.54 x 49.96 in.)
Weight 1 / 2 / 3 / 4	0.9 kg   2.0 lbs	1.6 kg   3.5 lbs	2.2 kg   4.9 lbs	2.8 kg   6.2 lbs
Housing	High Pressure Extruded Aluminium Body   End Caps – Die-Cast Aluminium   Tempered Glass			
<b>PHYSICAL</b>	Finish Options	Standard Colour	Graphite Black RAL 9011*   Grey Aluminium RAL 9007 Pure White RAL 9010   Sandstone RAL 1014* <small>*Closest RAL Tone</small>	
		Standard Colour Harsh Environment	Graphite Black RAL 9011*   Grey Aluminium RAL 9007 Pure White RAL 9010   Sandstone RAL 1014* <small>*Closest RAL Tone</small>	
		Cost Option	Custom RAL	
Cables/Connections	IP67 Hybrid Connection (Power + Data)			
Mounting Method	Surface Mount With Different Type of Brackets			
Adjustability	+10° (With Standard Mounting Bracket)			
Protection Factor   IK Rating	IP67 / Suitable For Wet Locations   IK10			
Cooling System	Convection			
Operating Ambient Temperature	-20°C / +40°C (-4°F / +104°F)			
Operating Temperature	+67°C @ Ambient +40°C (+153°F @ Ambient +104°F)			
<b>CERTIFICATION</b>	Listings	ETL / cETL, CE, RoHS, UKCA		
<b>ACCESSORIES</b>	Included Items	Waterproof Cap for M connector AD-05		
		Waterproof Cap for F connector AD-05		
		Optical Demo Set for Lamari 1   2   3   4		
	Not Included Items	Wall Mount Brackets		
		Wall Mount Scissors Brackets		
	Shield for Lamari:	Rear 1   2   3   4	Side 1   2   3   4	
	Barndoors (with or without Side Covers) for Lamari 1   2   3   4			

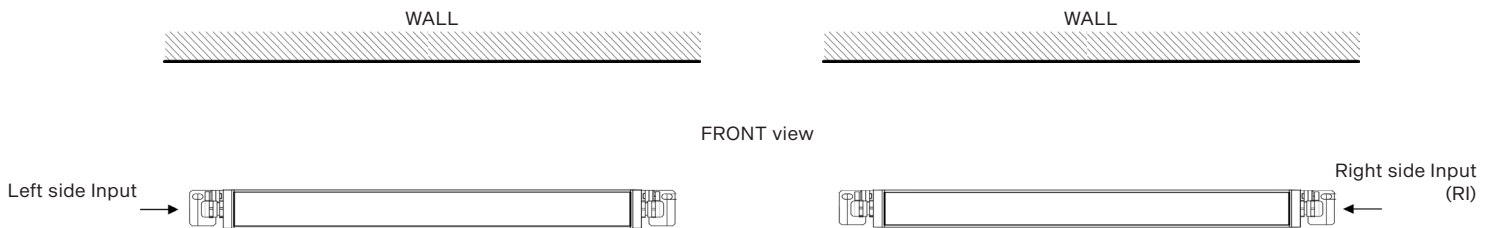
**SPECIFICATION**

<b>CABLES AND CONNECTORS</b>	Not Included Items	Leader Cable FF, 0.1 m, CE AD-05
		Jumper Cable CE/US MID-05 FF/MM (14 AWG) 0.5 m   1 m   3 m   5 m
		Jumper Cable MINI-05 FF/MM (20 AWG), 0.5 m   1 m   3 m   5 m
		T-connector MID-05 MFF
		Connector T MINI-05 MFF
		Adaptor MID2MINI
		Cable SJTW 5x14 AWG black
		Cable SJTW 5x14 AWG white

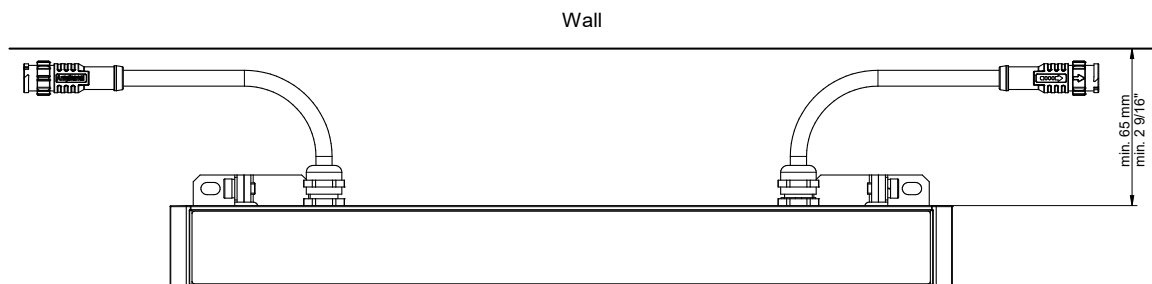
**LAMARI INPUT OPTIONS**

STANDARD

UPON REQUEST



**DISTANCE FROM THE WALL**

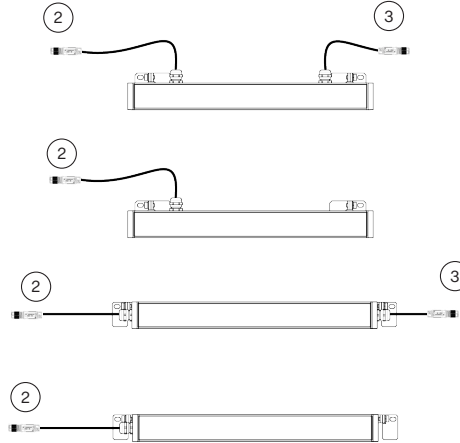
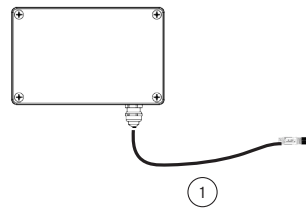


**CONTROL AND CONNECTION OPTIONS**

**STANDARD**

- 1) Leader Cable FF, 0.1 m, CE AD-05 (13053978)
- 2) Cable 5x20 AWG, 0.1 m, with connector MM
- 3) Cable 5x20 AWG, 0.5 m, with connector FF

E-Box Remote /  
Remote Basic /  
Remote Basic Mini

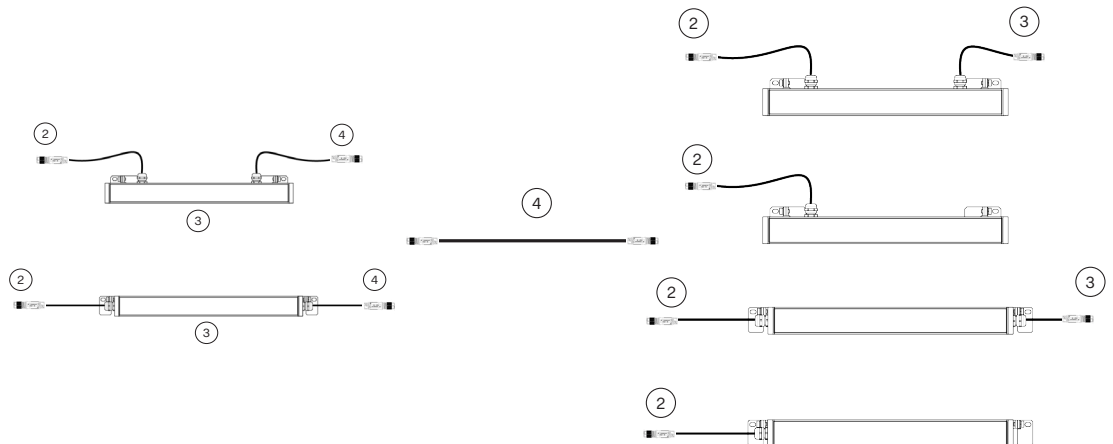
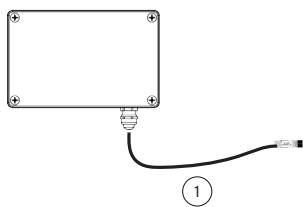


**Note: The last unplugged connector must be fitted with a Waterproof Cap to protect the IP rating.**

**STANDARD WITH JUMPER CABLE**

- 1) Leader Cable FF, 0.1 m , CE AD-05 (13053978)
- 2) Cable 5x20 AWG, 0.1 m, with connector MM
- 3) Cable 5x20 AWG, 0.5 m, with connector FF
- 4) Jumper Cable MM/FF - 0.5 m | 1 m | 3 m | 5 m

E-Box Remote /  
Remote Basic /  
Remote Basic Mini



**Note: The last unplugged connector must be fitted with a Waterproof Cap to protect the IP rating.**

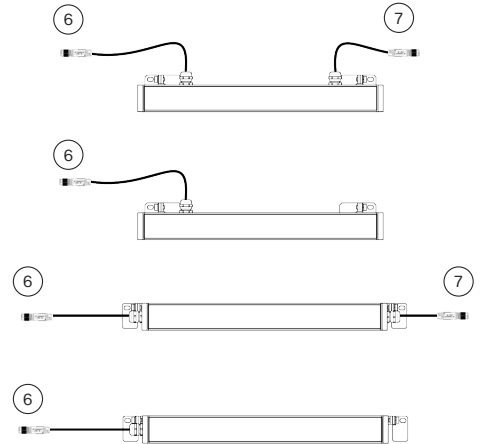
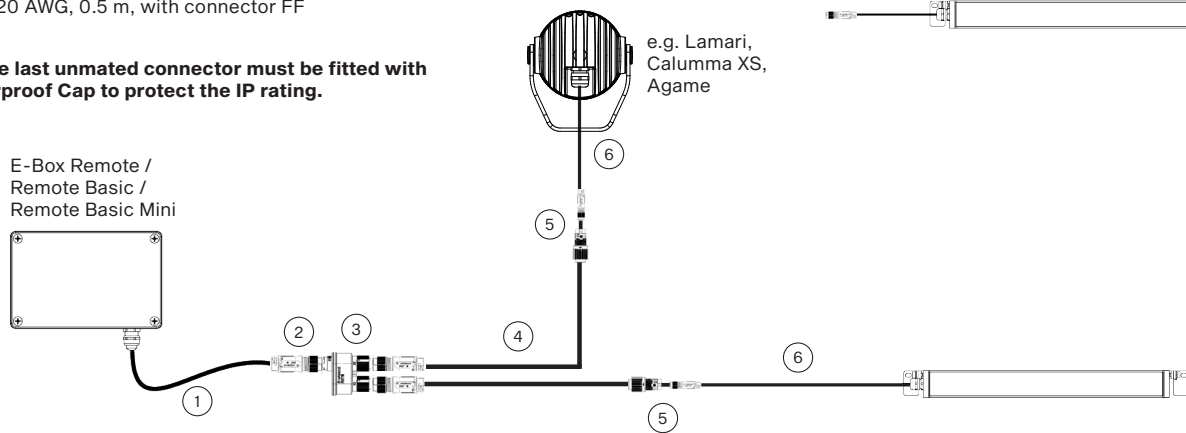
**CONTROL AND CONNECTION OPTIONS**

**DMX WITH CONNECTION BOX FOR LAMARI**

**A**

- 1) SJTW 5x14 AWG (13053336), standard with bare-end, black or Cable SJTW 5x14 AWG (13053697), with bare-end, white (on request)
- 2) Field Installable Connector MID-05 MM (14-22 AWG) - (13054126)
- 3) T-connector MID-05 MFF (13054130)
- 4) Jumper Cable CE/US MID-05 FF/MM (5x14 AWG), 0.5 m (13054131)
- 5) Adaptor MID2MINI (13054149)
- 6) Cable 5x20 AWG, 0.1 m, with connector MM
- 7) Cable 5x20 AWG, 0.5 m, with connector FF

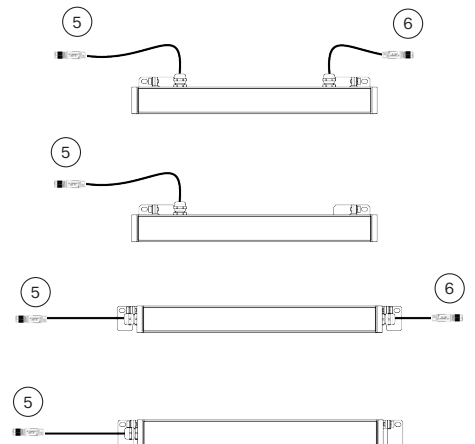
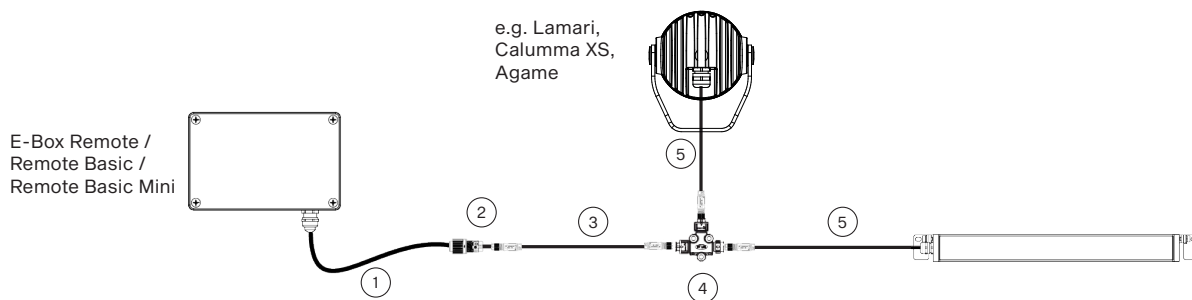
**Note: The last unmated connector must be fitted with an Waterproof Cap to protect the IP rating.**



**B**

- 1) SJTW 5x14 AWG (13053336), standard with bare-end, black or Cable SJTW 5x14 AWG (13053697), with bare-end, white (on request)
- 2) Adaptor MID2MINI (13054149)
- 3) Jumper Cable MINI-05 FF/MM (20 AWG), 0.5 m (13053937-02)
- 4) Connector T MINI-05 MFF (13053941-01)
- 5) Cable 5x20 AWG, 0.1 m, with connector MM
- 6) Cable 5x20 AWG, 0.5 m, with connector FF

**Note: The last unmated connector must be fitted with an Waterproof Cap to protect the IP rating.**



LAMARI CABLE ENTRY OPTIONS

Rear IN/OUT Version



Rear IN Version



Side IN/OUT Version

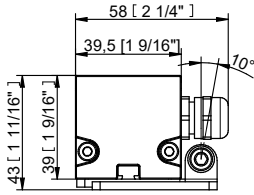


Side IN Version

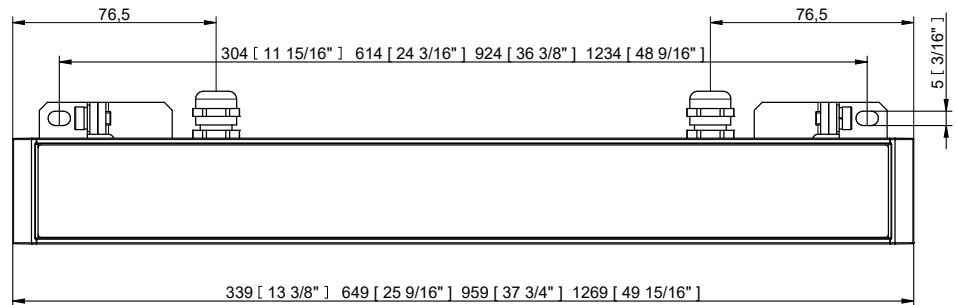


**DIMENSIONS**

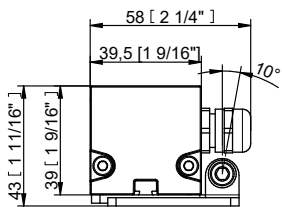
**Rear IN/OUT Version**



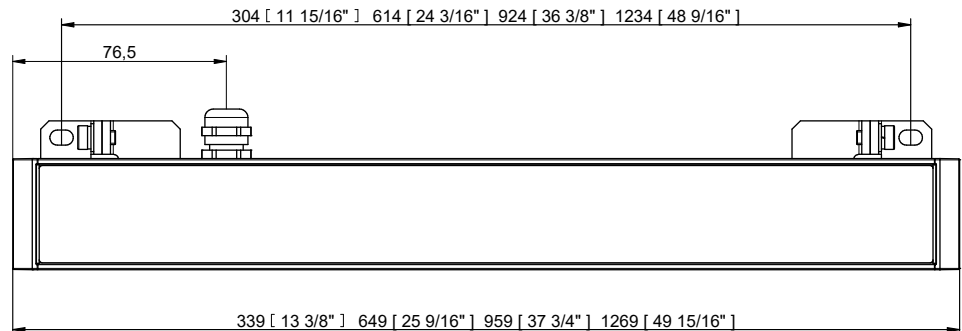
Wall



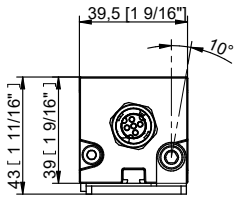
**Rear IN Version**



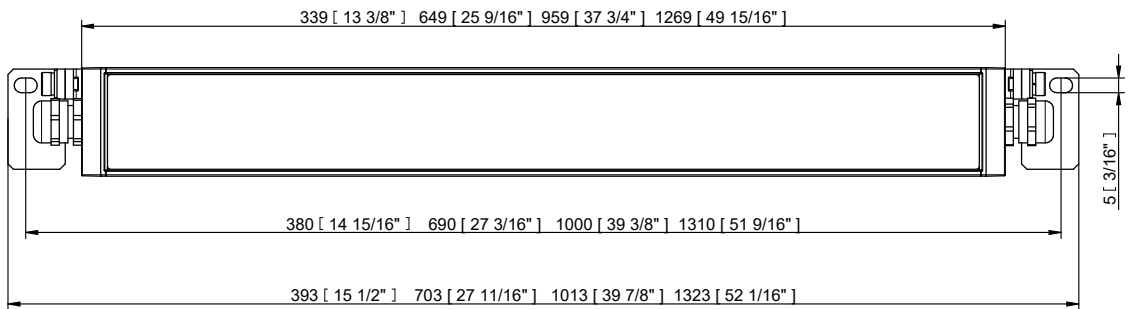
Wall



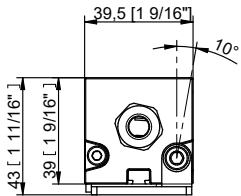
Side IN/OUT Version




Wall



Side IN Version

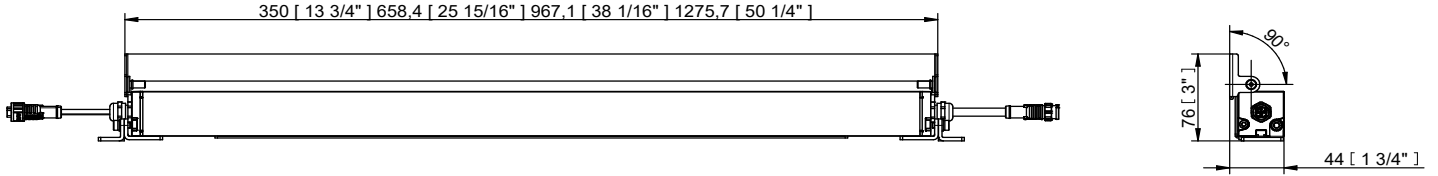


Wall

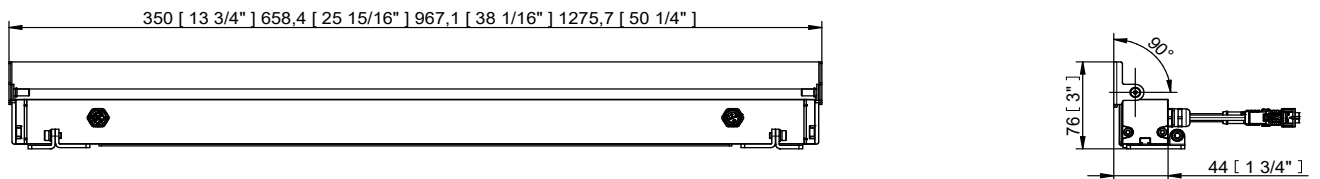


**ACCESSORIES**


**Barndoors for Lamari Side**



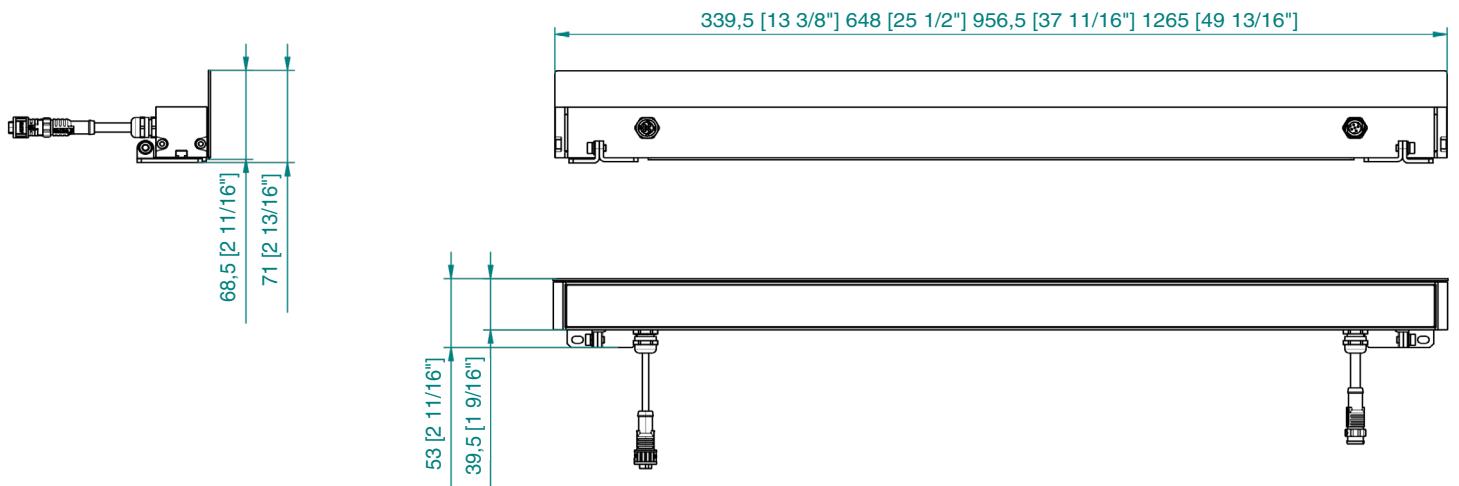
**Barndoors for Lamari Rear**



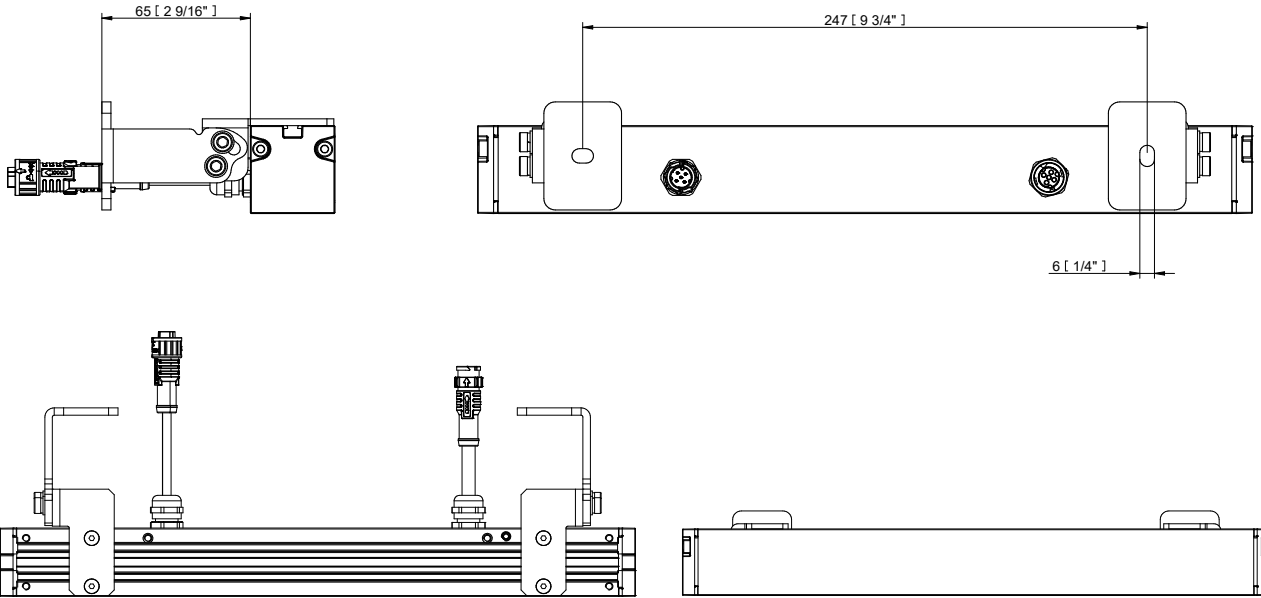
**Shields for Lamari Side**



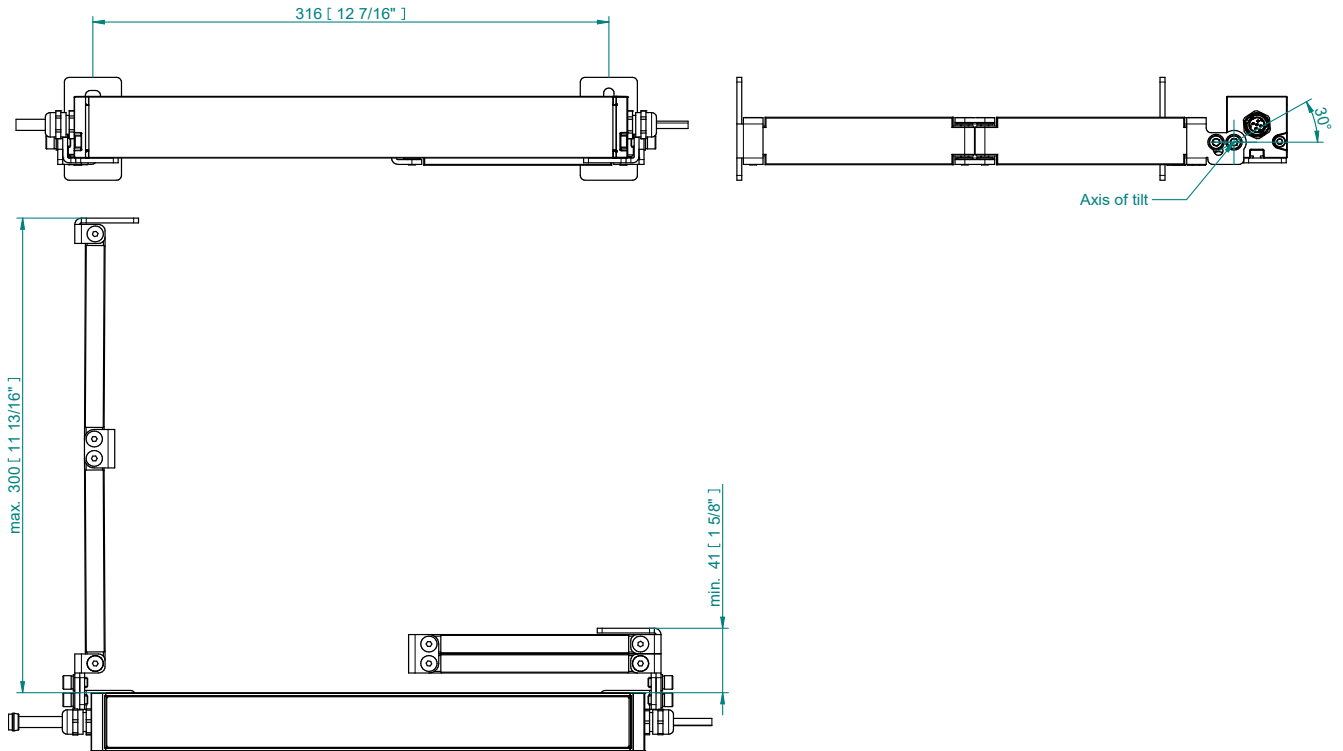
**Shields for Lamari Rear**



Wall Mount Brackets



Wall Mount Scissors Brackets



**BI-SYMMETRICAL BEAM ANGLES**

Bi-symmetrical: 15°x40°, 15°x70°, 20°x45°, 20°x80°, 35°x110°, 40°x65°

