

# EMINERE® REMOTE 1 / 2 / 3 / 4

The newest member of the Eminere product range, Eminere Remote extends our series of linear architectural fixtures into further application possibilities using only low voltage for higher safety restrictions. Available in four sizes, ranging from 1 to 4 feet, Eminere Remote follows the identical optical and performance features of our other established and proven Eminere fixtures. Design-wise, Eminere Remote brings all of today's technology into an elegant and slim body, but is still very robust with an IP67 rating to withstand the harshest environments.



## KEY FEATURES

### Optic & Control

Output up to 1.147 lm (RGBW) or 1.652 lm (PW) per one foot of Eminere. With a wide range of optics for limitless fixture applications, Eminere Remote can also be operated in pixel (12 LEDs) or fixture modes, and its low-input voltages allow the luminaire to be used in applications with higher safety restrictions.

### Compact design

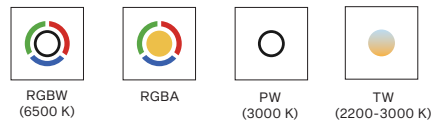
At only 39 mm of total height, Eminere Remote is the thinnest lighting solution in our Eminere series and has been designed as a compact and slim LED luminaire suitable for any low-profile application.

### Durability

Thanks to its tempered glass and high-pressure, extruded aluminum housing, Eminere Remote is IK06 and IP67 certified. For more extreme and marine applications, a harsh environment finish option is also available.

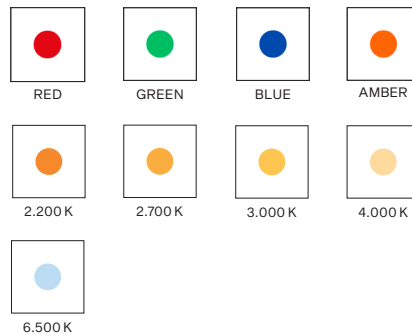
## COLOURS

### STANDARD



### UPON REQUEST

AVAILABLE COLOURS FOR CUSTOM SETUP




## CONTROL & PROTOCOLS



## FINISH OPTIONS

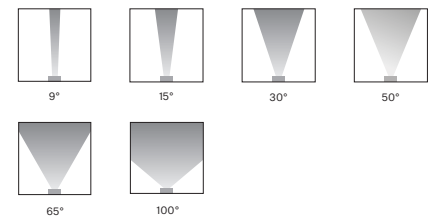
\* CLOSEST RAL TONE

All standard finish options are available in a harsh environment finish.

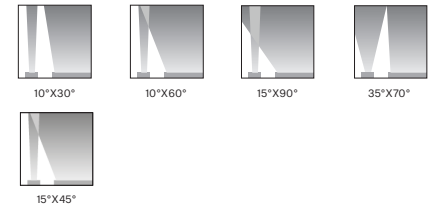


## OPTIC OPTIONS


### SYMMETRICAL



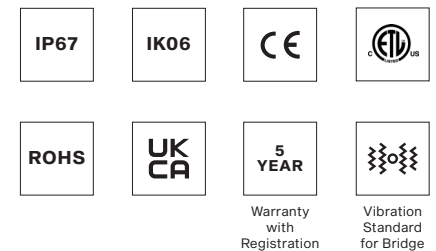
### BI-SYMMETRICAL



### ASYMMETRICAL



## STANDARD & SPECIFICATION



**SPECIFICATION**

<b>ELECTRICAL</b>	Input Voltage	48 V			
	Typical Power Consumption	<b>Eminere Remote 1:</b> 20 W		<b>Eminere Remote 2:</b> 40 W	
		<b>Eminere Remote 3:</b> 60 W		<b>Eminere Remote 4:</b> 80 W	
<b>OPTICAL</b>	Light Source	12, 24, 36, 48 x High Power Single Chip LEDs			
	Colour Variants	RGBW (W - 6500 K)   RGBA   Pure White (W - 3000 K)   Tuneable White (2200–3000 K)			
		<b>Custom Setup On Request:</b> Red, Green, Blue, Amber, 2200 K, 2700 K, 3000 K, 4000 K, 6500 K			
	Beam Angle	Symmetrical:	9°   15°   30°   50°   65°   100°		
		Bi-symmetrical:	10° x 30°   10° x 60°   35° x 70°   15° x 90°   15° x 45°		
		Asymmetrical:	Wallwasher   Wide Wallwasher		
Lumen Output Delivered	<b>Eminere Remote 1:</b> 1.147 lm, RGBW @ 9°		<b>Eminere Remote 2:</b> 2.294 lm, RGBW @ 9°		
	<b>Eminere Remote 3:</b> 3.441 lm, RGBW @ 9°		<b>Eminere Remote 4:</b> 4.588 lm, RGBW @ 9°		
Projected Lumen Maintenance	L90B10 >90.000 hrs, Ta = 25°C / 77°F				
<b>CONTROL</b>	Interface Protocol	Via E-Box Remote range   ON/OFF (PW & single color only)			
	E-Box Remote Control Protocols	USITT DMX512, RDM, ArtNet, MA Net, MA Net2, sACN, Kling-Net			
	Operating Modes	Pixel (12 LEDs/300mm) or Fixture mode			
	Setting / Addressing	Via Two Row LCD Display with Control Buttons on E-Box Remote or RDM communicator			
	Power Supply	Via E-Box Remote range			
	Connectivity	E-box Remote	16 pcs of Eminere Remote 1 (50m cable - total length) via 1 Output, 20 pcs in total for both Outputs (25m cable - total length)		
E-box Remote Basic					
Width x Height x Length	<b>Eminere Remote 1</b>		113 x 39 x 329 mm (4.45 x 1.54 x 12.95 in.)		
	<b>Eminere Remote 2</b>		113 x 39 x 629 mm (4.45 x 1.54 x 24.76 in.)		
	<b>Eminere Remote 3</b>		113 x 39 x 929 mm (4.45 x 1.54 x 36.57 in.)		
	<b>Eminere Remote 4</b>		113 x 39 x 1229 mm (4.45 x 1.54 x 48.39 in.)		
	Weight	2 kg   4.41 lbs	3.1 kg   6.83 lbs	4.1 kg   9.04 lbs	5.1 kg   11.24 lbs
Housing	High Pressure Extruded Aluminium Body   End Caps - Die-Cast Aluminium   Tempered Glass				
<b>PHYSICAL</b>	Finish Options	Standard Colour	Graphite Black RAL 9011   Grey Aluminium RAL 9007 Pure White RAL 9010   Sandstone RAL 1014		
		Standard Colour Harsh Environment	Graphite Black RAL 9011   Grey Aluminium RAL 9007 Pure White RAL 9010   Sandstone RAL 1014		
	Cost Option	Custom RAL			
Cables / Connections	Integrated Junction Box				
Mounting Method	Surface Mount With Different Type of Brackets				
Adjustability	+30°				
Protection Factor	IP67 / Suitable For Wet Locations				
IK Rating	IK06				
Cooling System	Convection				
Operating Ambient Temperature	-20 °C / +40 °C (-4 °F / +104 °F)				
Operating Temperature	+67 °C @ Ambient +40 °C (+153 °F @ Ambient +104 °F)				
<b>CERTIFICATION</b>	Listings	ETL / cETL, CE, RoHS, UKCA			

**Not Included Items**

Cabel for Eminere Remote - bare end (custom length)

Field Installable Connector FF DC-05

Field Installable Connector MM DC-05

Barndoor (with or without Side Covers) for Eminere Remote 1 | 2 | 3 | 4

Optical Demo Set for Eminere Remote

**ACCESSORIES**

Mounting Brackets

Mounting Brackets 100 | 200 | 300 mm | custom length

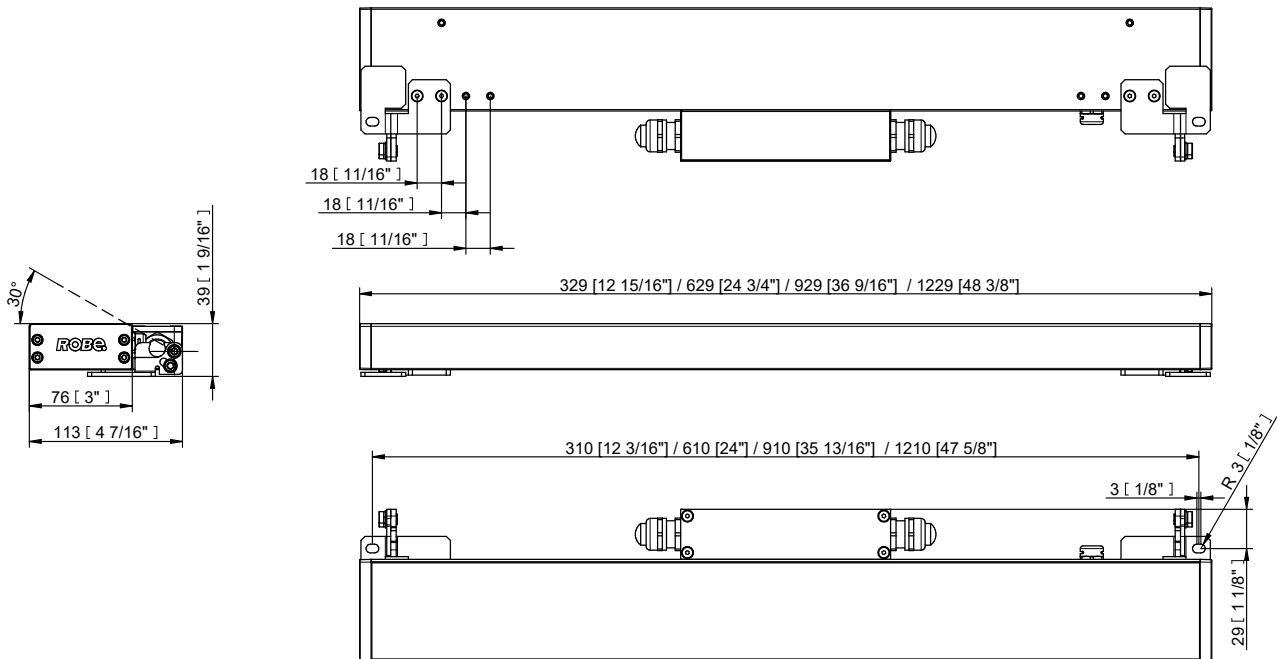
Wall Mount Brackets for Eminere Remote

Re-enterable Electrical Insulating Resin

Shields

Shield For Eminere Remote 1 | 2 | 3 | 4

**DIMENSIONS**

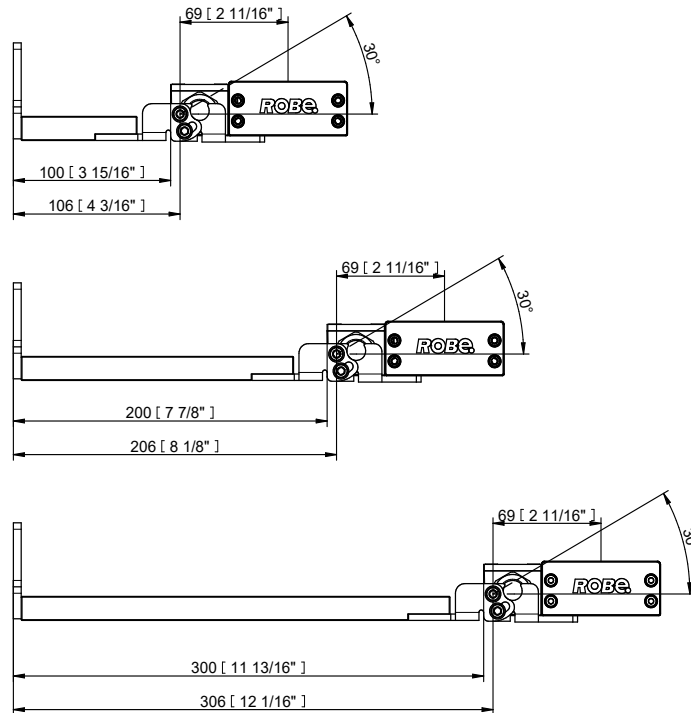


**PROJECTED AREA**

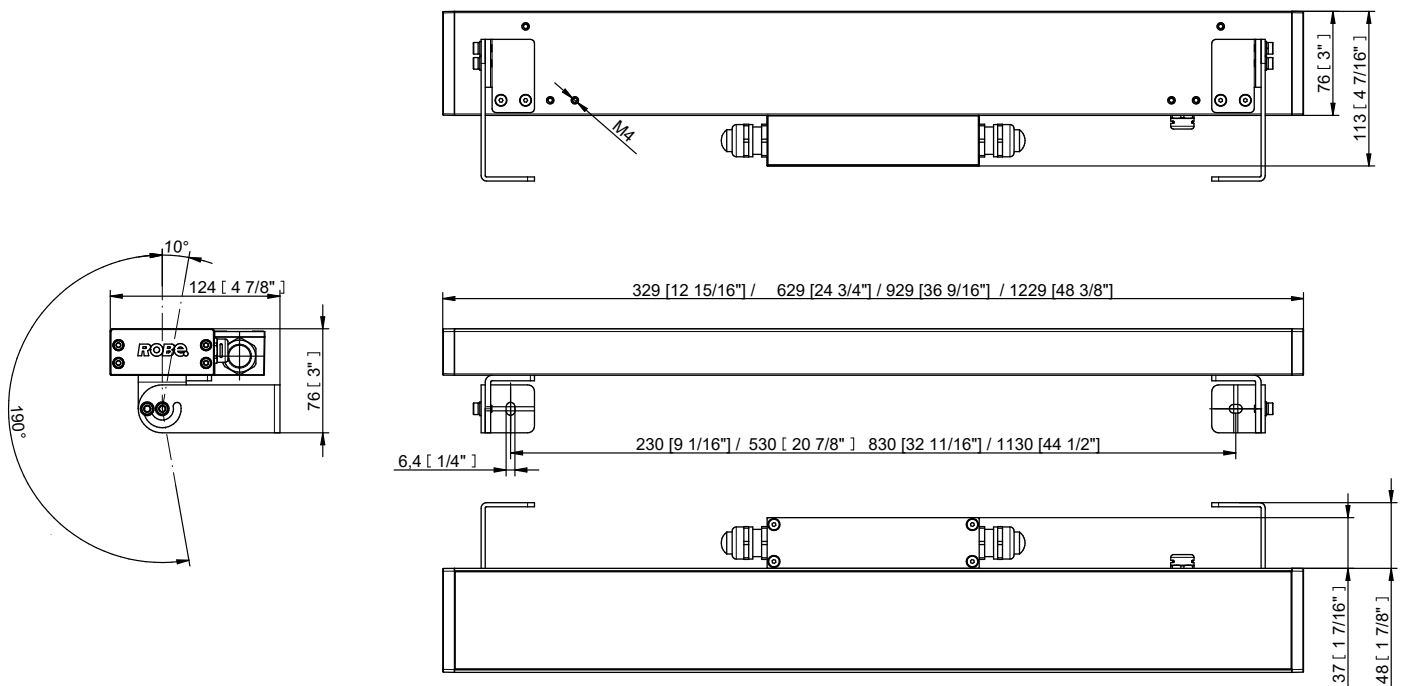
	Front (rear) - m <sup>2</sup>	Front (rear) ft <sup>2</sup>	Side - m <sup>2</sup>	Side - ft <sup>2</sup>	Top - m <sup>2</sup>	Top - ft <sup>2</sup>
<b>Eminere Remote 1</b>   with Shield	0,012   0,029	0,129   0,312	0,004   -	0,043   -	0,035   0,036	0,377   0,387
<b>Eminere Remote 2</b>   with Shield	0,022   0,055	0,237   0,592	0,004   -	0,043   -	0,058   0,059	0,624   0,635
<b>Eminere Remote 3</b>   with Shield	0,032   0,080	0,344   0,861	0,004   -	0,043   -	0,081   0,083	0,871   0,893
<b>Eminere Remote 4</b>   with Shield	0,042   0,106	0,452   1,140	0,004   -	0,043   -	0,104   0,106	1,119   1,140

ACCESSORIES

Mounting brackets

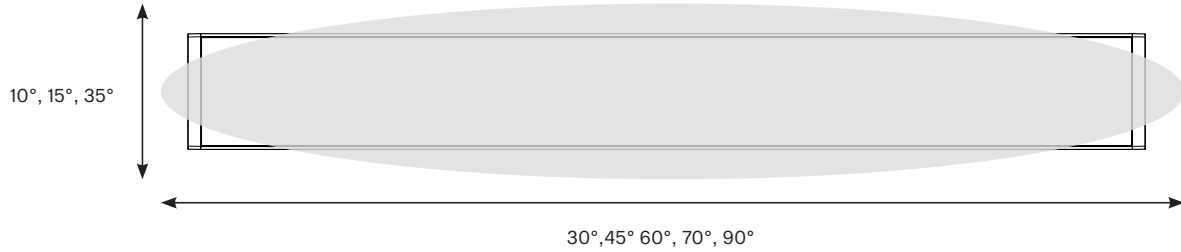


Wall Mount Brackets for Eminere Remote



**BI-SYMMETRICAL BEAM ANGLES**

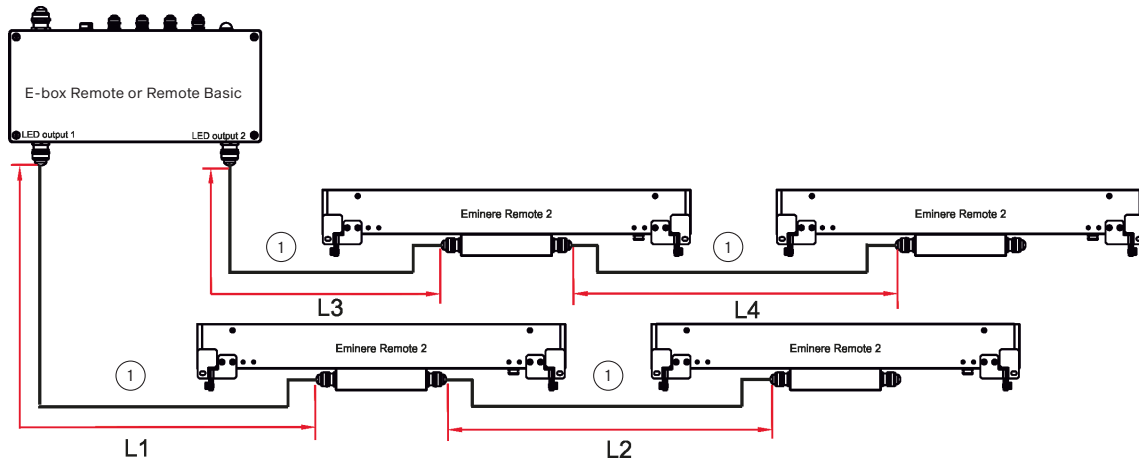
Bi-symmetrical: 10°x30°, 10°x60°, 35°x70°, 15°x90°, 15°x45°



**CONNECTION**

The table states max. number of Eminere Remote modules connected to the E-box Remote or Remote Basic.

Cable length (m)	Max. number of Emineres Remote connected to the E-Box Remote or Remote Basic			
	EMINERE REMOTE 1	EMINERE REMOTE 2	EMINERE REMOTE 3	EMINERE REMOTE 4
25	20	10	6	5
50	16	8	5	4
75	13	6	4	3
100	10	5	3	2



1) SJTW 5x14 AWG (13053693), black or On request Cable SJTW 5x14 AWG (13053697) white

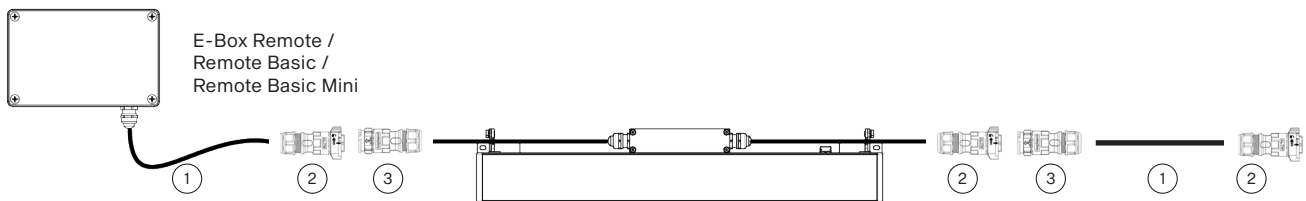
\* Cable length is a total cable length between E-box Remote (or Remote Basic) and last connected Eminere Remote. Example: Total cable length=L1+L2+L3+L4

**CONNECTION**

Standard

- 1) SJTW 5x14 AWG (13053693), Standard 1 m with bare-end, black  
or on request Cable SJTW 5x14 AWG (13053697), with bare-end, white
- 2) Field Installable Connector FF DC-05 (13053971)
- 3) Field Installable Connector MM DC-05 (13053972)

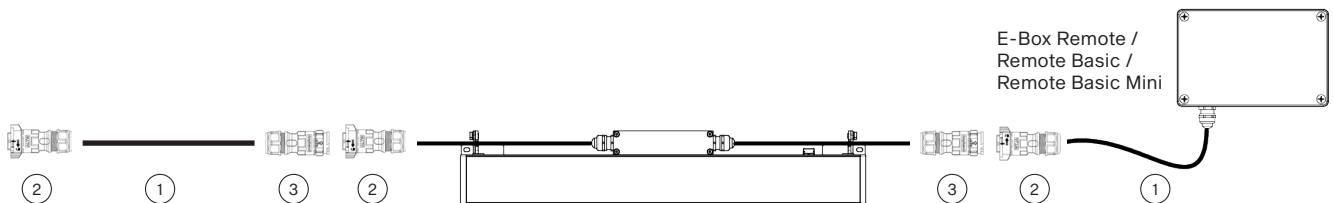
**Note: The last unmated connector must be fitted with an Waterproof Cap to protect the IP rating.**



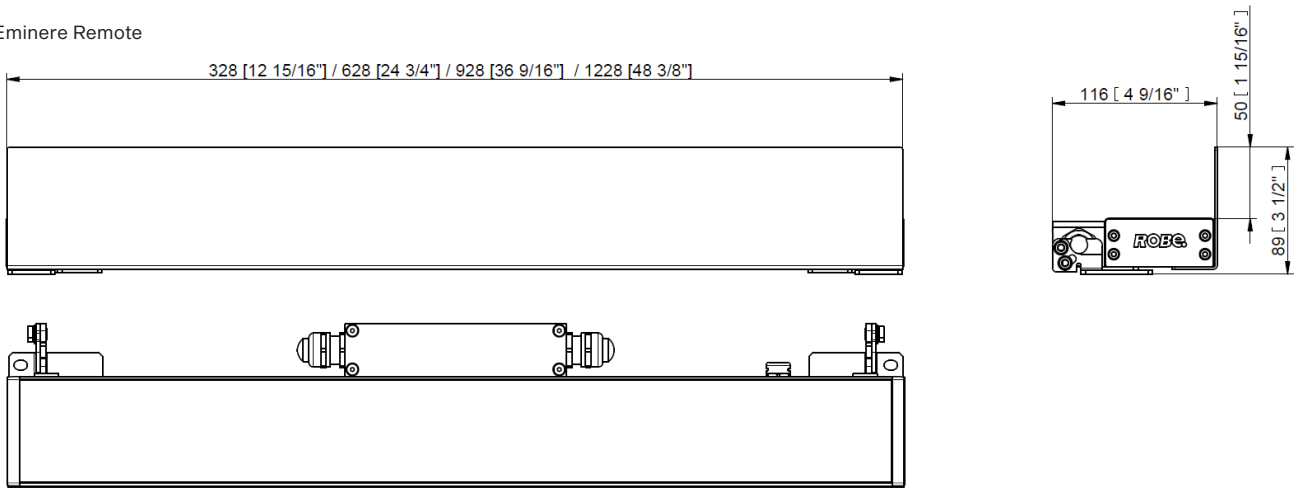
Right Input - (RI)

- 1) SJTW 5x14 AWG (13053693), Standard 1 m with bare-end, black  
or on request Cable SJTW 5x14 AWG (13053697), with bare-end, white
- 2) Field Installable Connector FF DC-05 (13053971)
- 3) Field Installable Connector MM DC-05 (13053972)

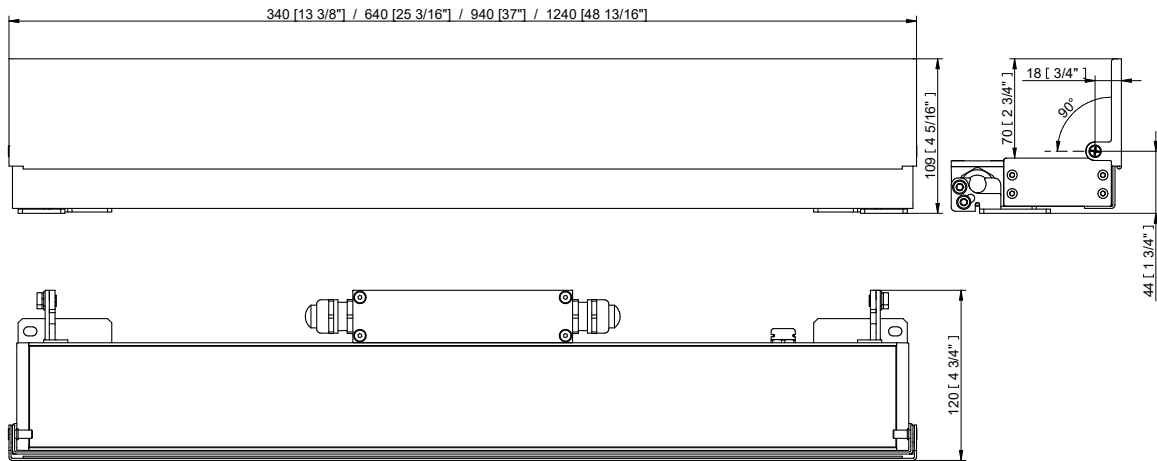
**Note: The last unmated connector must be fitted with an Waterproof Cap to protect the IP rating.**



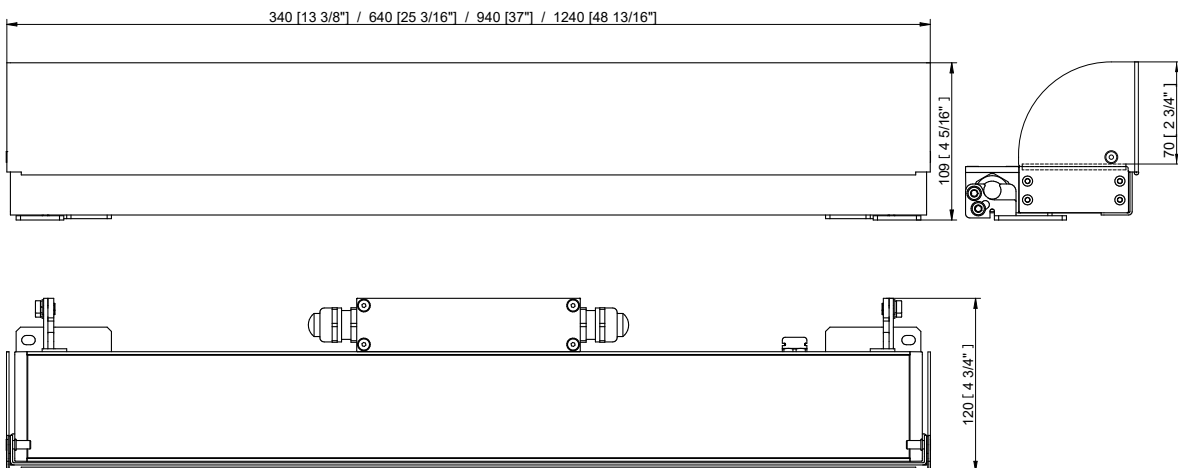
Shield for Eminere Remote



Barndoor without side covers




Barndoor with side covers



COLOUR MIXING PRINTS

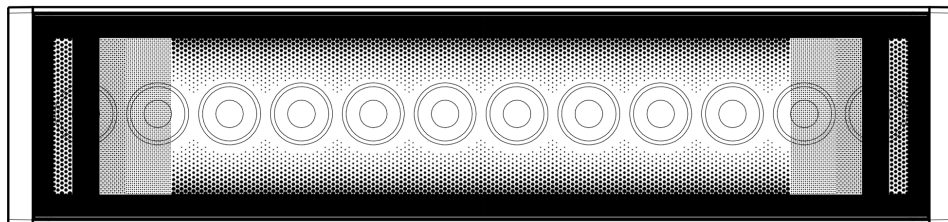
**STAND ALONE** Specially designed glass printing to achieve optimal colour mixing and intensity distribution.

**HEAD2HEAD** Fixtures without special end glass print installed right next to each other create absolutely perfect colour and intensity overlap.

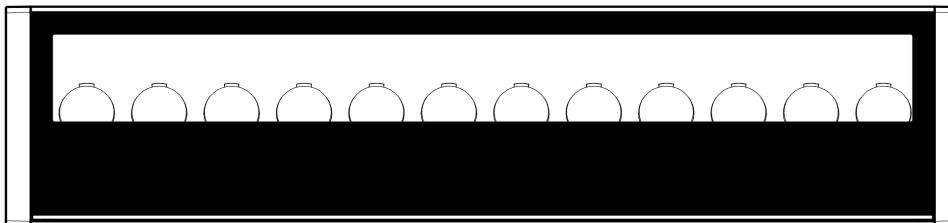


HEAD2HEAD

SYMMETRICAL

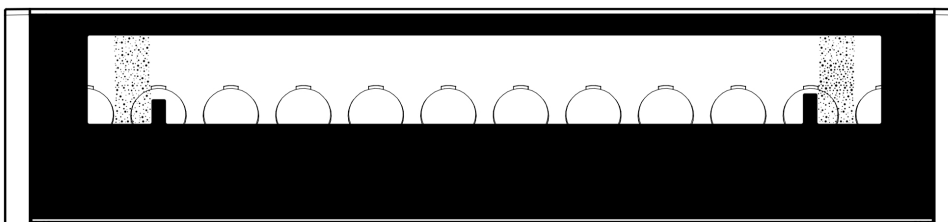


STAND ALONE



HEAD2HEAD

WALLWASHER



STAND ALONE

**Note: Applies for RGBW, RGBA versions. Pure white and Tunable white versions are always without the end print (no matter on their position to other fixture).**

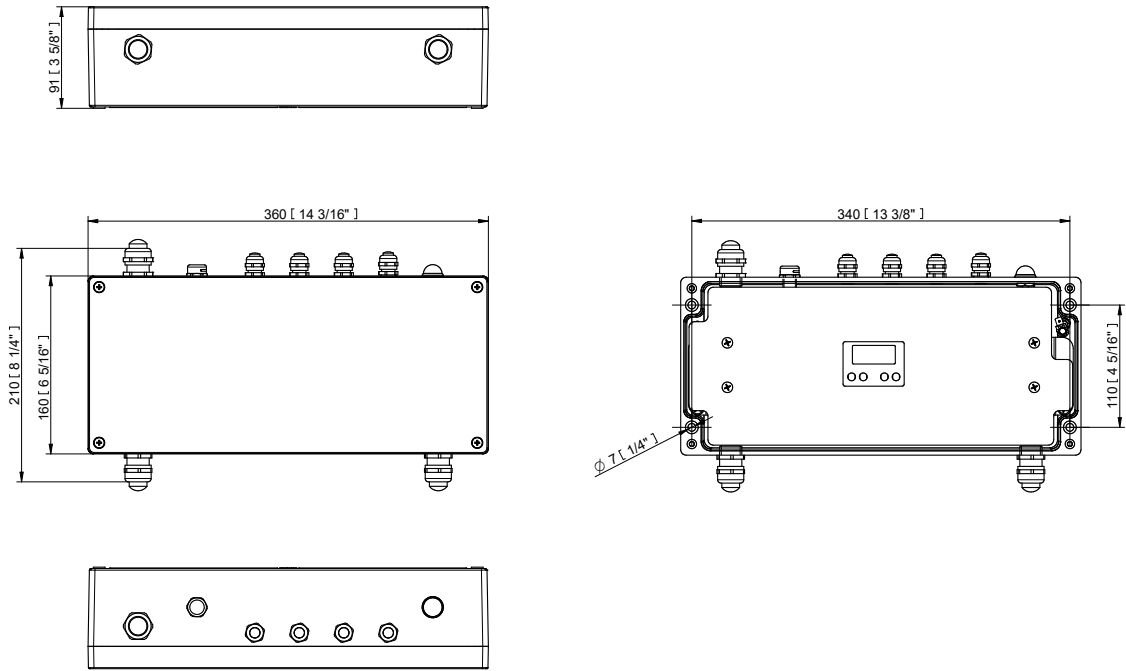
**E-BOX REMOTE SPECIFICATION**

<b>ELECTRICAL</b>	Input Voltage	120 – 277 V AC 50/60 Hz
	Typical Power Consumption	520 W
<b>CONTROL</b>	Wireless DMX (Option)	Lumen Radio CRMX Technology
	Interface Protocol	USITT DMX512+RDM, ArtNet, MA Net, MA Net2, sACN, Kling-Net
	Operating Modes	Fixture Mode, Pixel Mode, Output Mode
	Display	Via Two Row LCD Display with Control Buttons or RDM communicator
	Control System	E-box With Self Addressing Feature or Custom Setting Via LCD Display/RDM
	Power Supply	Integrated in E-box Remote
	Connectivity	16 pcs of Eminere Remote 1 (50m cable - total length) via 1 Output, 20 pcs in total for both Outputs (25m cable - total length)
	<b>PHYSICAL</b>	Length x Width x Height   Weight
	Number of LED Output zones	2
	Max. Load Per Output	16 pcs of Eminere Remote 1 (50m cable) via 1 Output
	Cable Length per E-Box	Max. 25 m (@ 20 pcs)   Max. 50 m (@ 16 pcs)   Max. 75 m (@ 13 pcs)   Max. 100 m (@ 10 pcs)
	Housing	Die-Cast Aluminium Case
	Finish Options	Standard Colour - Graphite Black (RAL 9011)   Silver (RAL 9006) Cost Option - Custom RAL   Harsh Environment (RAL 9016, RAL 9011)
	Cables / Connections	Cable Grommet (stainless steel)
	Mounting Method	Surface Mount, 4 Mounting Holes
	Protection Factor	IP65 / Suitable For Wet Locations
	IK Rating	IK10
	Cooling System	Convection
	Operating Ambient Temperature	-20 °C / +40 °C (-4 °F / +104 °F)
<b>CERTIFICATION</b>	Listings	ETL / cETL, CE, RoHS, UKCA

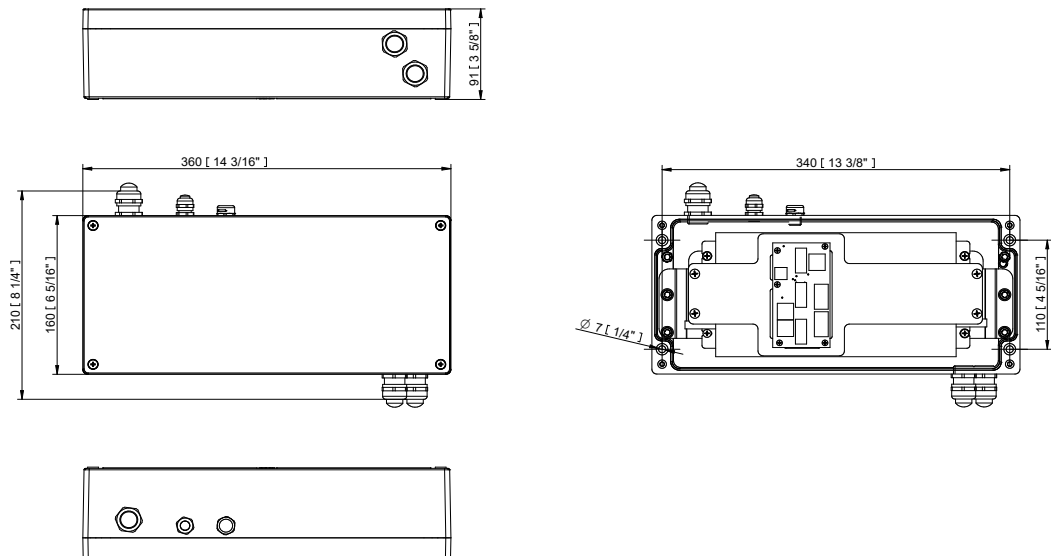
**E-BOX REMOTE BASIC SPECIFICATION**

<b>ELECTRICAL</b>	Input Voltage	120 - 277 V AC 50/60 Hz
	Typical Power Consumption	520 W
<b>CONTROL</b>	Power supply	Integrated
	Connectivity	16 pcs of Eminere Remote 1 (50m cable - total length) via 1 Output, 20 pcs in total for both Outputs (25m cable - total length)
<b>PHYSICAL</b>	Length x Width x Height   Weight	360 x 210 x 91 mm (14.17 x 8.27 x 3.58 in.)   5 kg / 11.02 lbs
	Number of LED Output zones	2
	Max. Load Per Output	16 pcs of Eminere Remote 1 (50 m cable) via 1 Output
	Cable Length per E-Box	Max. 25 m (@ 20 pcs)   Max. 50 m (@ 16 pcs)   Max. 75 m (@ 13 pcs)   Max. 100 m (@ 10 pcs)
	Housing	Die-Cast Aluminium Case
	Finish Options	Standard Colour - Graphite Black (RAL 9011)   Silver (RAL 9006) Cost Option - Custom RAL,   Harsh Environment (RAL 9016, RAL 9011)
	Cables / Connections	Cable Grommet (stainless steel)
	Mounting Method	Surface Mount, 4 Mounting Holes
	Protection Factor	IP65 / Suitable For Wet Locations
	IK Rating	IK10
	Cooling System	Convection
	Operating Ambient Temperature	-20 °C / +40 °C (-4 °F / +104 °F)
	<b>CERTIFICATION</b>	Listings

**E-BOX REMOTE DIMENSIONS**



**E-BOX REMOTE BASIC DIMENSIONS**



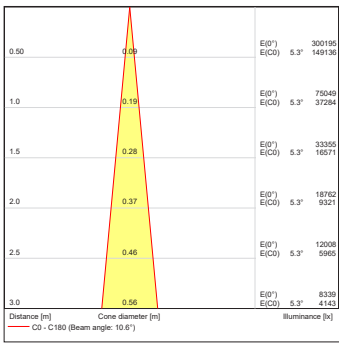
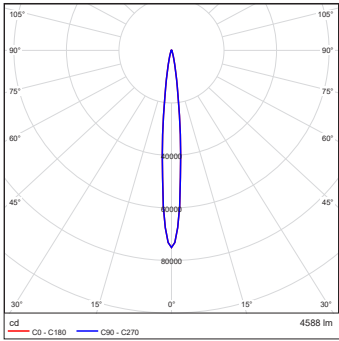
**PHOTOMETRIC OVERVIEW**

Based on RGBW version, all leds @ full

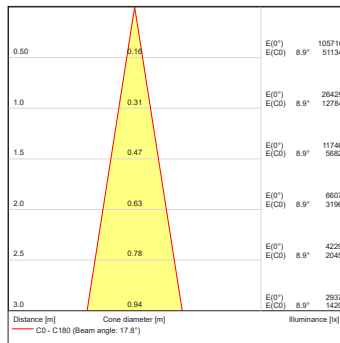
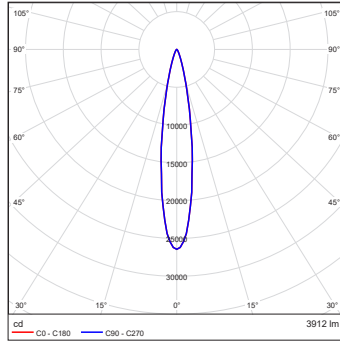
	Lumen Output (lm)			
	EMINERE 1	EMINERE 2	EMINERE 3	EMINERE 4
9°	1147	2 294	3 441	4 588
15°	978	1 956	2 910	3 912
30°	1 046	2 092	3 138	4 184
50°	1 039	2 078	3 117	4 156
65°	1 040	2 080	3 120	4 160
100°	996	1 992	2 988	3 984
10° x 30°	1 032	2 064	3 096	4 128
10° x 60°	1 051	1 874	2 811	3 748
15° x 45°	1 060	2 120	3 180	4 240
15° x 90°	970	1 940	2 934	3 880
35° x 70°	1 040	2 080	3 120	4 160
WallWasher	952	1 904	2 856	3 806
Wide WallWasher	854	1 708	2 562	3 416

PHOTOMETRIC DATA

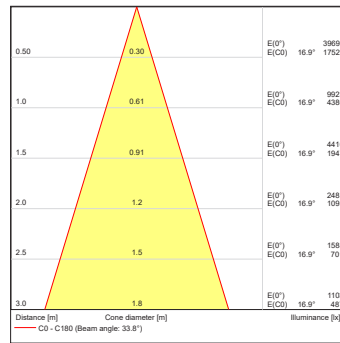
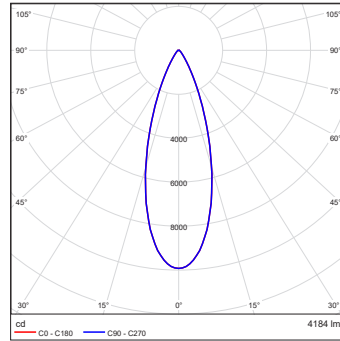
Eminere Remote 4 RGBCW 9dg



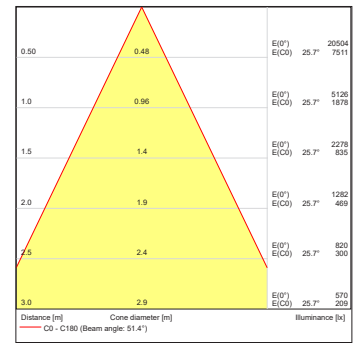
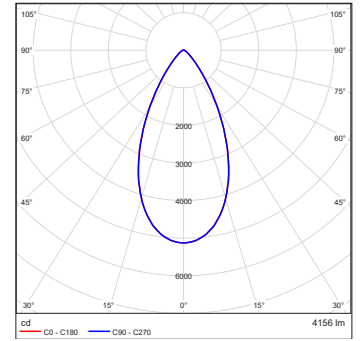
Eminere Remote 4 RGBCW 15dg



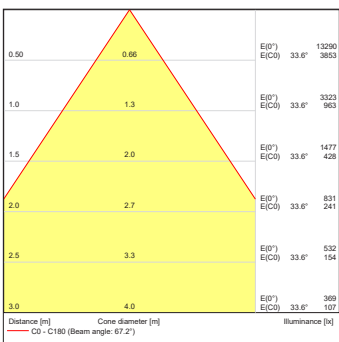
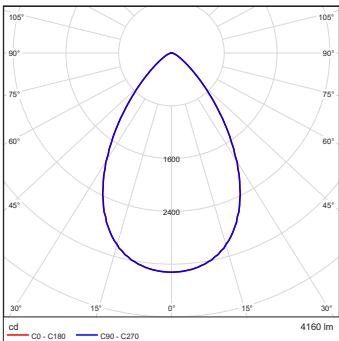
Eminere Remote 4 RGBCW 30dg



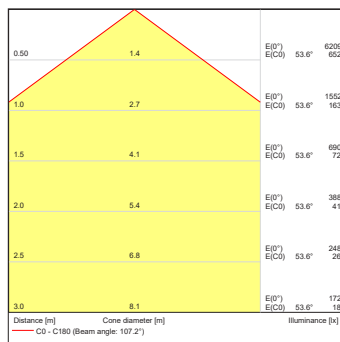
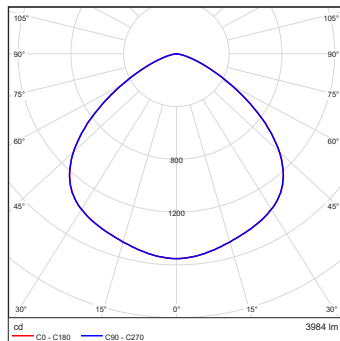
Eminere Remote 4 RGBCW 50dg



Eminere Remote 4 RGBCW 65dg

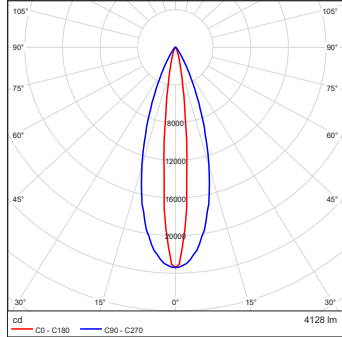


Eminere Remote 4 RGBCW 100dg

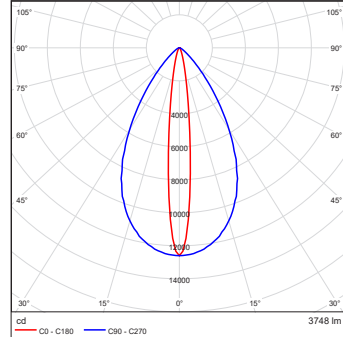


PHOTOMETRIC DATA

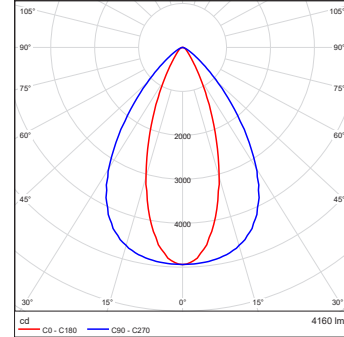
Eminere Remote 4 RGBCW  
10dg x 30dg



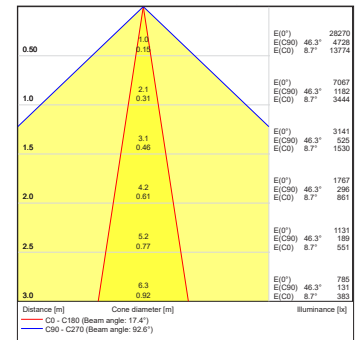
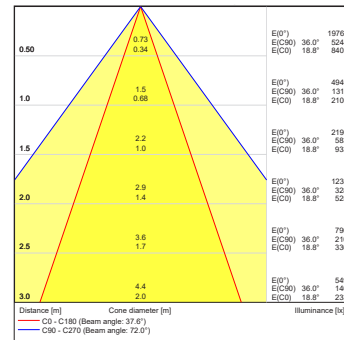
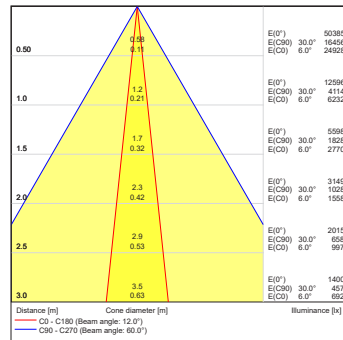
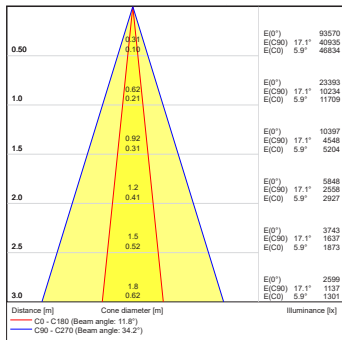
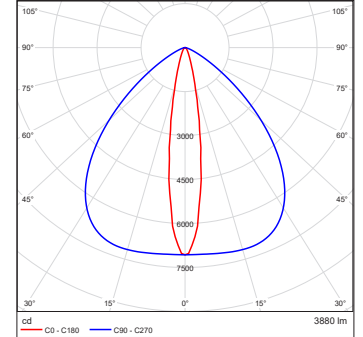
Eminere Remote 4 RGBCW  
10dg x 60 dg



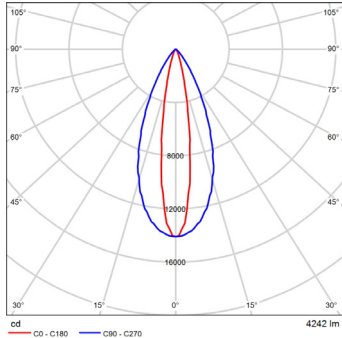
Eminere Remote 4 RGBCW  
35dg x 70dg



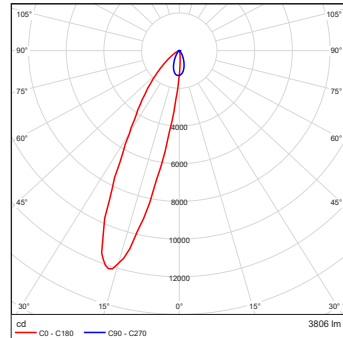
Eminere Remote 4 RGBCW  
15dg x 90dg



Eminere Remote 4 RGBCW  
15dg x 45dg



Eminere Remote 4 RGBCW Wall-  
Washer



Eminere Remote 4 RGBCW Wide  
WallWasher

