

EMINERE® REMOTE MC 1 / 2 / 3 / 4

The newest member of the Eminere product range, Eminere Remote MC extends our series of linear architectural fixtures into further application possibilities using only low voltage for higher safety restrictions. Available in four sizes, ranging from 1 to 4 feet, Eminere Remote MC follows the identical optical and performance features of our other established and proven Eminere fixtures. Design-wise, Eminere Remote MC brings all of today's technology into an elegant and slim body, but is still very robust with an IP67 rating to withstand the harshest environments.



KEY FEATURES

Optic & Control

Output up to 938 lm (RGBW) per one foot of Eminere. With a wide range of optics for limitless fixture applications, Eminere Remote MC can also be operated in pixel (4 MC LEDs) or fixture modes, and its low-input voltages allow the luminaire to be used in applications with higher safety restrictions.

Compact design

At only 52 mm of total height, Eminere Remote MC is the thinnest lighting solution in our Eminere series and has been designed as a compact and slim LED luminaire suitable for any low-profile application.

Durability

Thanks to its tempered glass and high-pressure, extruded aluminum housing, Eminere Remote MC is IK06 and IP67 certified. For more extreme and marine applications, a harsh environment finish option is also available.

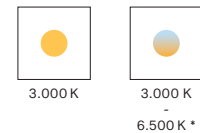
COLOURS

* UPON REQUEST



COLOUR TEMPERATURE

* UPON REQUEST

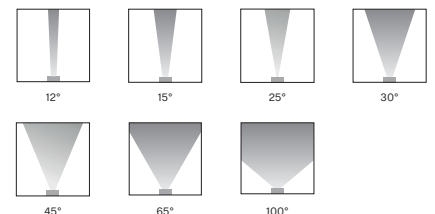


CONTROL & PROTOCOLS

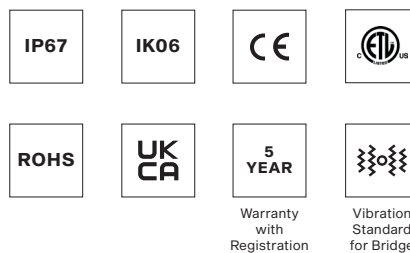


OPTIC OPTIONS

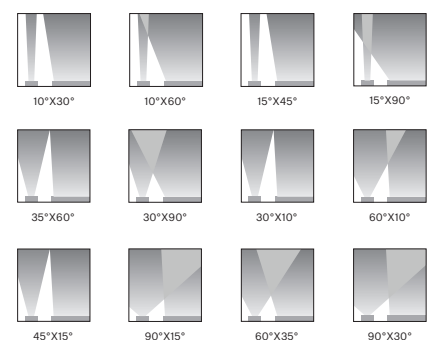
SYMMETRICAL



STANDARD & SPECIFICATION



BI-SYMMETRICAL



FINISH OPTIONS

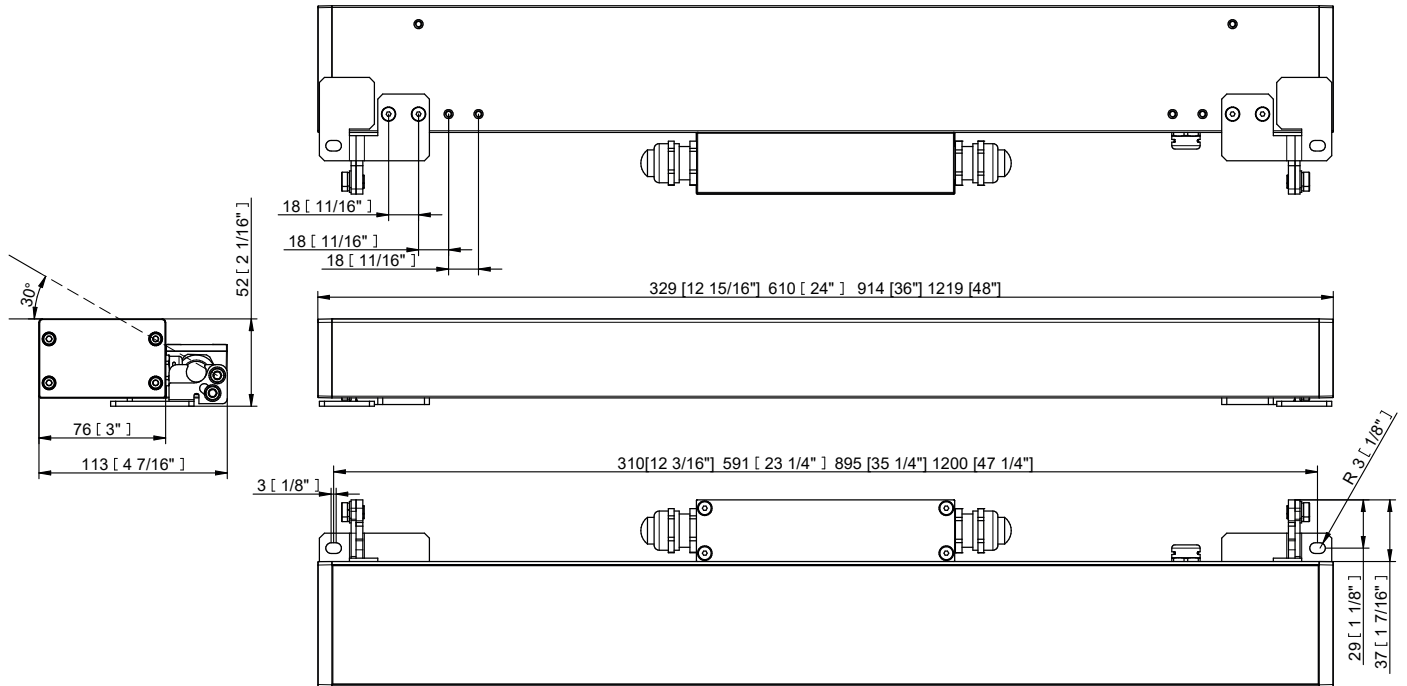
* CLOSEST RAL TONE
* HE = Harsh Environment



SPECIFICATION

ELECTRICAL	Input Voltage	48 V			
	Typical Power Consumption	Eminere Remote MC 1: 20 W	Eminere Remote MC 2: 40 W		
		Eminere Remote MC 3: 60 W	Eminere Remote MC 4: 80 W		
OPTICAL	Light Source	4, 8, 12, 16 x High Power Multi Chip LEDs			
	Colour Variants	RGBW (W - 6.500 K)	RGBA	PW (W - 3.000 K)	
		Other Variants On Request (TW 3000 - 6500 K)			
	Beam Angle	Symmetrical:	12° 15° 25° 30° 45° 65° 100°		
		Bi-symmetrical:	10°x30° 30°x10° 10°x60° 60°x10° 15°x45° 45°x15° 15°x90° 90°x15° 35°x60° 60°x35° 30°x90° 90°x30°		
	Lumen Output Delivered	Eminere Remote MC 1: 938 lm, (12°, @RGBCW)	Eminere Remote MC 3: 2814 lm, (12°, @RGBCW)		
Eminere Remote MC 2: 1876 lm, (12°, @RGBCW)		Eminere Remote MC 4: 3752 lm, (12°, @RGBCW)			
Projected Lumen Maintenance	L90B10 >90.000 hrs, Ta = 25°C / 77°F				
CONTROL	Interface Protocol	Via E-Box Remote range			
	E-Box Remote Control Protocols	USITT DMX512, RDM, ArtNet, MA Net, MA Net2, sACN, Kling-Net			
	Operating Modes	Pixel (12 LEDs/300mm) or Fixture mode			
	Setting / Addressing	Via Two Row LCD Display with Control Buttons on E-Box Remote or RDM communicator			
	Power Supply	Via E-Box Remote range			
	Connectivity	E-box Remote	16 pcs of Eminere Remote 1 (50m cable - total length) via 1 Output,		
E-box Remote Basic		20 pcs in total for both Outputs (25m cable - total length)			
PHYSICAL	Width x Height x Length	Eminere Remote MC 1	113 x 52 x 329 mm (4.45 x 2.05 x 13 in.)		
		Eminere Remote MC 2	113 x 52 x 610 mm (4.45 x 2.05x 24 in.)		
		Eminere Remote MC 3	113 x 52 x 914 mm (4.45 x 2.05 x 36 in.)		
		Eminere Remote MC 4	113 x 52 x 1219 mm (4.45 x 2.05 x 48 in.)		
	Weight	2.2 kg 4.85 lbs	3.3 kg 7.3 lbs	4.3 kg 9.5 lbs	5.3 kg 11.7 lbs
Housing	High Pressure Extruded Aluminium Body End Caps - Die-Cast Aluminium Tempered Glass				
Finish Options	Standard Colour	Graphite Black RAL 9011 Grey Aluminium RAL 9007 Pure White RAL 9010 Sandstone RAL 1014			
	Standard Colour Harsh Environment	Graphite Black RAL 9011 Grey Aluminium RAL 9007 Pure White RAL 9010 Sandstone RAL 1014			
	Cost Option	Custom RAL			
Cables / Connections	Integrated Junction Box				
Mounting Method	Surface Mount With Different Type of Brackets				
Adjustability	+30°				
Protection Factor	IP67 / Suitable For Wet Locations				
IK Rating	IK06				
Cooling System	Convection				
Operating Ambient Temperature	-20 °C / +40 °C (-4 °F / +104 °F)				
Operating Temperature	+67 °C @ Ambient +40 °C (+153 °F @ Ambient +104 °F)				
CERTIFICATION	Listings	ETL / cETL, CE, RoHS, UKCA			
ACCESSORIES	Not Included Items				
		Cabel for Eminere Remote - bare end (custom length)			
		Optical Demo Set for Eminere Remote MC			
	Mounting Brackets	Mounting Brackets 100 200 300 mm custom length			
		Wall Mount Brackets for Eminere Remote			
		Re-enterable Electrical Insulating Resin			
Shields	Shield For Eminere Remote MC (with or without Side Covers) 1 2 3 4				

DIMENSIONS



PHOTOMETRIC OVERVIEW

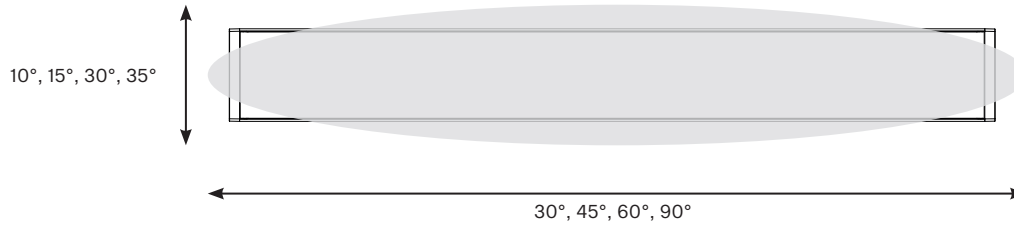
Based on RGBCW version, all leds @ full

Lumen Output (lm)

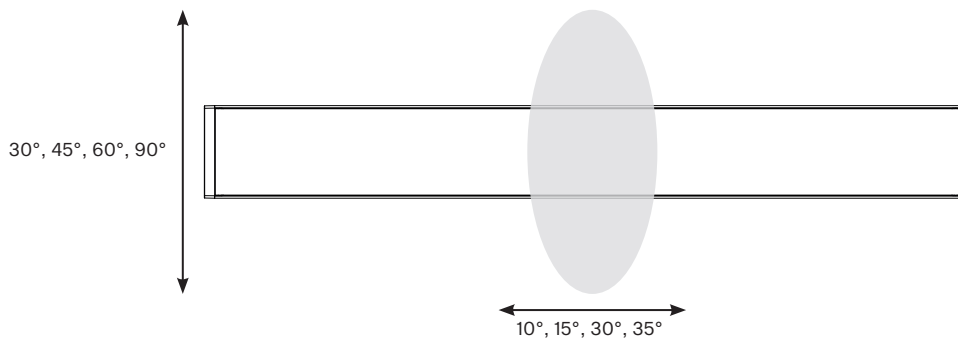
	EMINERE REMOTE MC 1	EMINERE REMOTE MC 2	EMINERE REMOTE MC 3	EMINERE REMOTE MC 4
12°	938	1876	2814	3752
15°	868	1736	2604	3472
25°	870	1739	2609	3478
35°	871	1741	2612	3482
45°	865	1729	2594	3458
65°	996	1728	2592	3456
100°	837	1673	2510	3346
10° x 30°	871	1741	2612	3482
10° x 60°	853	1705	2558	3410
15° x 45°	876	1752	2628	3504
15° x 90°	864	1727	2591	3454
30° x 90°	846	1691	2537	3382
35° x 60°	860	1719	2579	3438

BI-SYMMETRICAL BEAM ANGLES

Bi-symmetrical: 10°x30°, 10°x60°, 15°x45°, 15°x90°, 35°x60°, 30°x90°



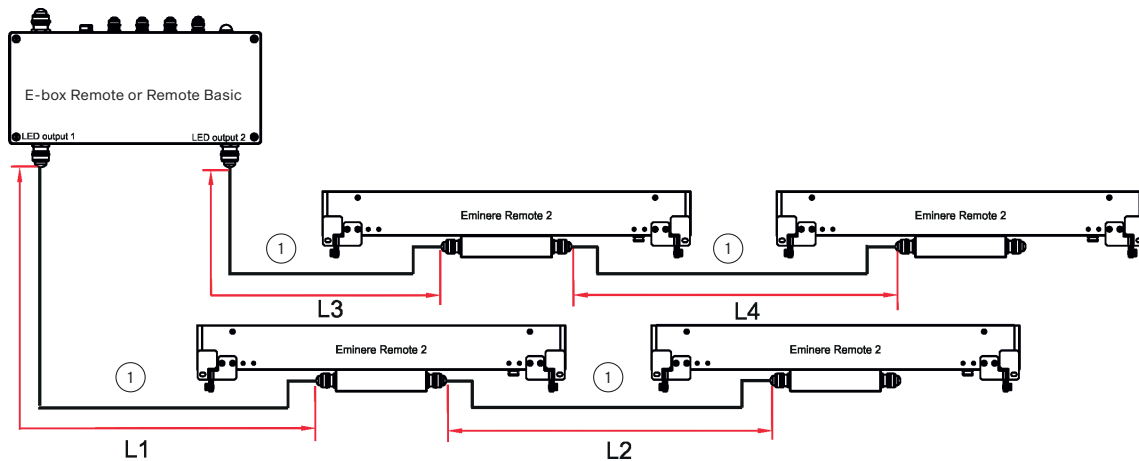
Bi-symmetrical: 30°x10°, 60°x10°, 45°x15°, 90°x15°, 60°x30°, 90°x30°



CONNECTION

The table states max. number of Eminere Remote modules connected to the E-box Remote or Remote Basic.

Cable length (m)	Max. number of Emineres Remote connected to the E-Box Remote or Remote Basic			
	EMINERE REMOTE 1	EMINERE REMOTE 2	EMINERE REMOTE 3	EMINERE REMOTE 4
25	20	10	6	5
50	16	8	5	4
75	13	6	4	3
100	10	5	3	2



1) SJTW 5x 14AWG (I3053336), black or On request Cable SJTW 5x 14AWG (I3053697) white

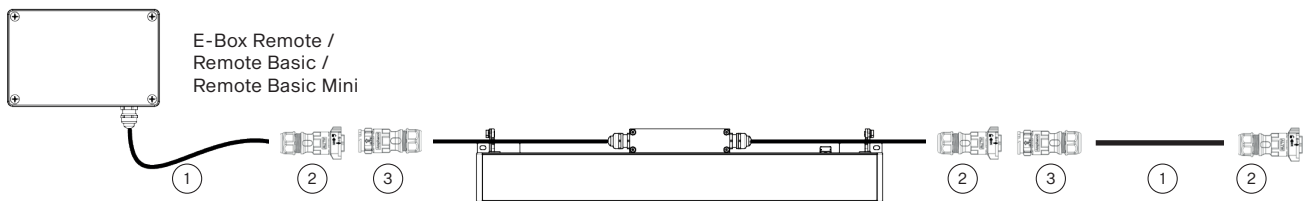
* Cable length is a total cable length between E-box Remote (or Remote Basic) and last connected Eminere Remote. Example: Total cable length=L1+L2+L3+L4

CONNECTION

Standard

- 1) SJTW 5x 14AWG (13053336), Standard with bare-end, black, or
On request Cable SJTW 5x 14AWG (13053697), with bare-end, white
- 2) Field Installable Connector FF DC-05 (13053971)
- 3) Field Installable Connector MM DC-05 (13053972)

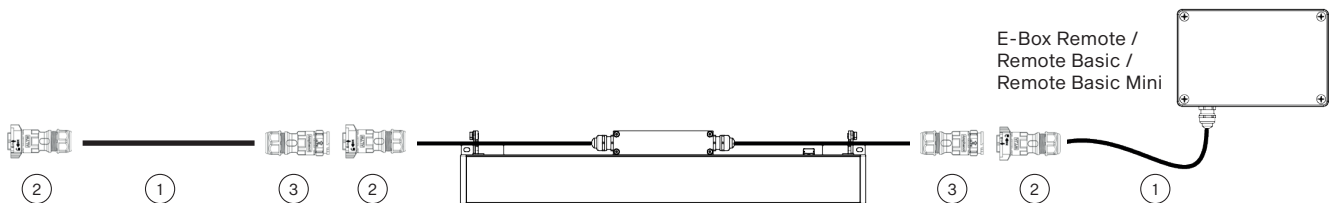
**Note: The last unmated connector must be fitted with an
Waterproof Cap to protect the IP rating.**



Right Input - (RI)

- 1) SJTW 5x 14AWG (13053336), Standard with bare-end, black, or
On request Cable SJTW 5x 14AWG (13053697), with bare-end, white
- 2) Field Installable Connector FF DC-05 (13053971)
- 3) Field Installable Connector MM DC-05 (13053972)

**Note: The last unmated connector must be fitted with an
Waterproof Cap to protect the IP rating.**



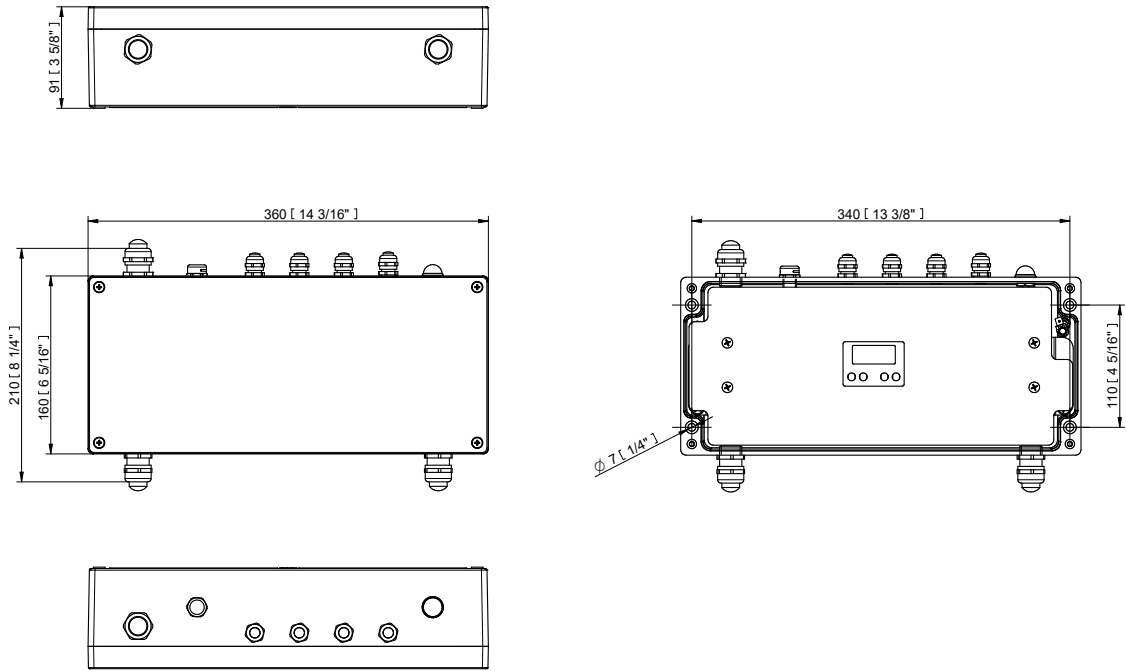
E-BOX REMOTE SPECIFICATION

ELECTRICAL	Input Voltage	120 – 277 V AC 50/60 Hz
	Typical Power Consumption	520 W
CONTROL	Wireless DMX (Option)	Lumen Radio CRMX Technology
	Interface Protocol	USITT DMX512+RDM, ArtNet, MA Net, MA Net2, sACN, Kling-Net
	Operating Modes	Fixture Mode, Pixel Mode, Output Mode
	Display	Via Two Row LCD Display with Control Buttons or RDM communicator
	Control System	E-box With Self Addressing Feature or Custom Setting Via LCD Display/RDM
	Power Supply	Integrated in E-box Remote
	Connectivity	16 pcs of Eminere Remote 1 (50m cable - total length) via 1 Output, 20 pcs in total for both Outputs (25m cable - total length)
PHYSICAL	Length x Width x Height Weight	360 x 210 x 91 mm (14.17 x 8.27 x 3.58 in.) 5.5 kg / 12.13 lbs
	Number of LED Output zones	2
	Max. Load Per Output	16 pcs of Eminere Remote 1 (50m cable) via 1 Output
	Cable Length per E-Box	Max. 25 m (@ 20 pcs) Max. 50 m (@ 16 pcs) Max. 75 m (@ 13 pcs) Max. 100 m (@ 10 pcs)
	Housing	Die-Cast Aluminium Case
	Finish Options	Standard Colour - Graphite Black (RAL 9011) Silver (RAL 9006)
		Cost Option - Custom RAL Harsh Environment (RAL 9016, RAL 9011)
	Cables / Connections	Cable Grommet (stainless steel)
	Mounting Method	Surface Mount, 4 Mounting Holes
	Protection Factor	IP65 / Suitable For Wet Locations
	IK Rating	IK10
	Cooling System	Convection
	Operating Ambient Temperature	-20 °C / +40 °C (-4 °F / +104 °F)
CERTIFICATION	Listings	ETL / cETL, CE, RoHS, UKCA

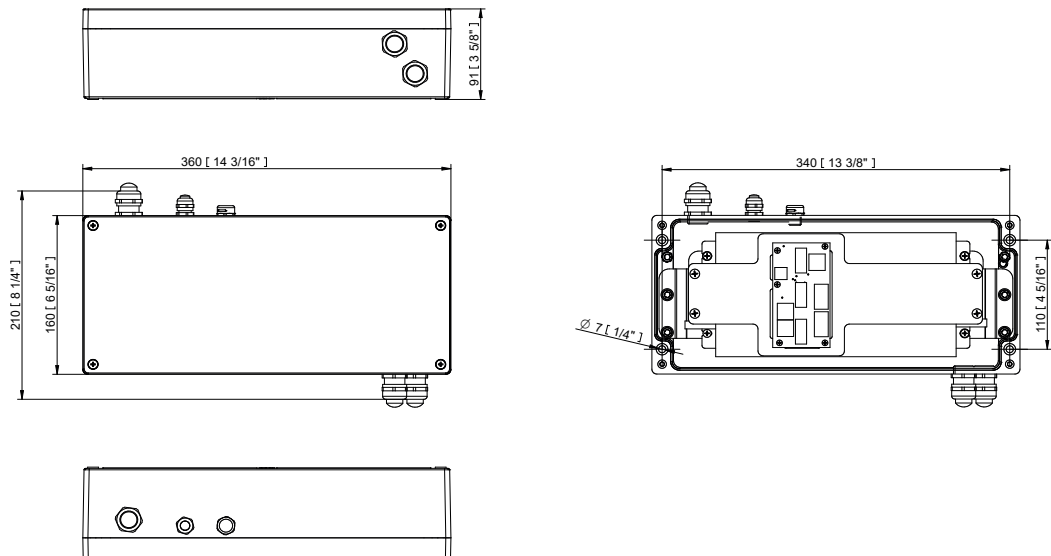
E-BOX REMOTE BASIC SPECIFICATION

ELECTRICAL	Input Voltage	120 - 277 V AC 50/60 Hz
	Typical Power Consumption	520 W
CONTROL	Power supply	Integrated
	Connectivity	16 pcs of Eminere Remote 1 (50m cable - total length) via 1 Output, 20 pcs in total for both Outputs (25m cable - total length)
PHYSICAL	Length x Width x Height Weight	360 x 210 x 91 mm (14.17 x 8.27 x 3.58 in.) 5 kg / 11.02 lbs
	Number of LED Output zones	2
	Max. Load Per Output	16 pcs of Eminere Remote 1 (50 m cable) via 1 Output
	Cable Length per E-Box	Max. 25 m (@ 20 pcs) Max. 50 m (@ 16 pcs) Max. 75 m (@ 13 pcs) Max. 100 m (@ 10 pcs)
	Housing	Die-Cast Aluminium Case
	Finish Options	Standard Colour - Graphite Black (RAL 9011) Silver (RAL 9006)
		Cost Option - Custom RAL, Harsh Environment (RAL 9016, RAL 9011)
	Cables / Connections	Cable Grommet (stainless steel)
	Mounting Method	Surface Mount, 4 Mounting Holes
	Protection Factor	IP65 / Suitable For Wet Locations
	IK Rating	IK10
	Cooling System	Convection
	Operating Ambient Temperature	-20 °C / +40 °C (-4 °F / +104 °F)
CERTIFICATION	Listings	ETL / cETL, CE, RoHS, UKCA

E-BOX REMOTE DIMENSIONS

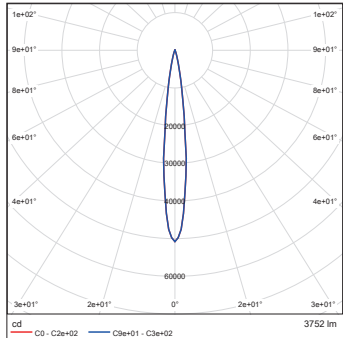


E-BOX REMOTE BASIC DIMENSIONS

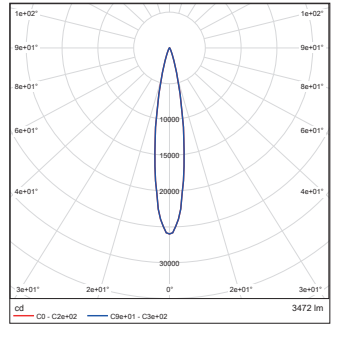


PHOTOMETRIC DATA

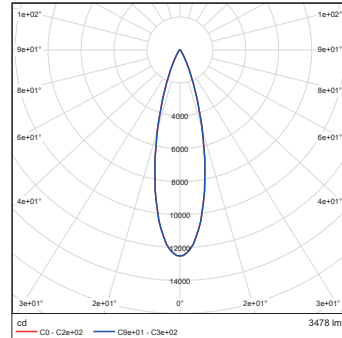
Eminere Remote MC 4 RGBCW 12dg



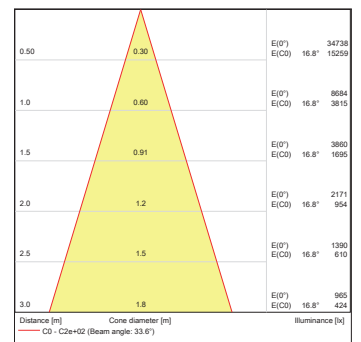
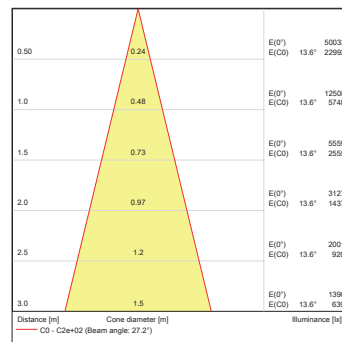
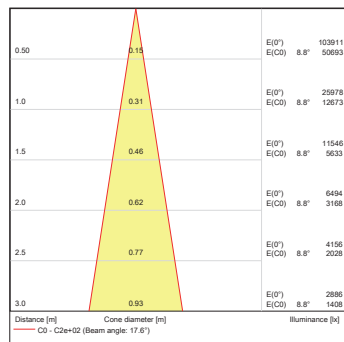
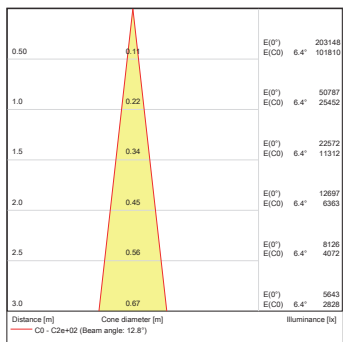
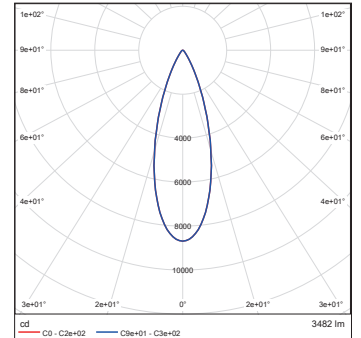
Eminere Remote MC 4 RGBCW 15dg



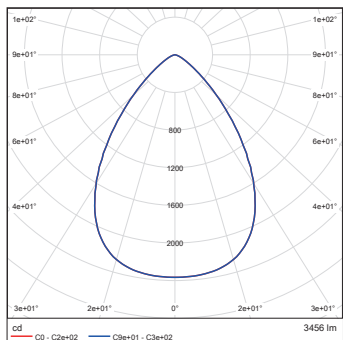
Eminere Remote MC 4 RGBCW 25dg



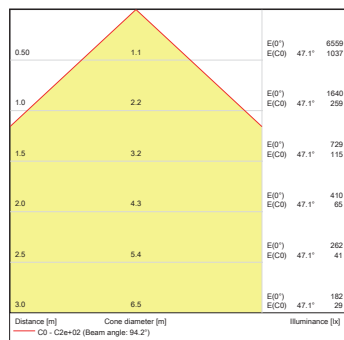
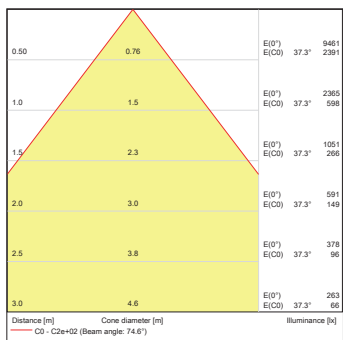
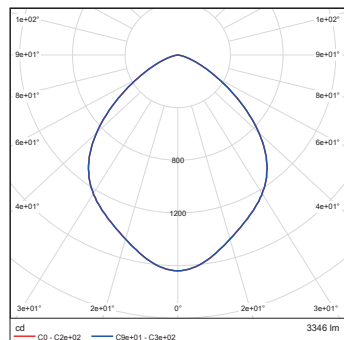
Eminere Remote MC 4 RGBCW 35dg



Eminere Remote MC 4 RGBCW 65dg

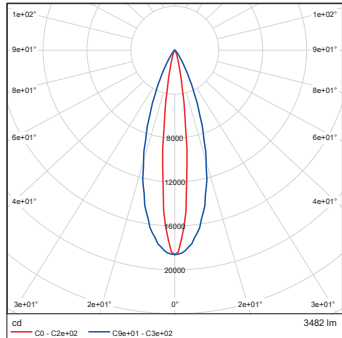


Eminere Remote MC 4 RGBCW 100dg

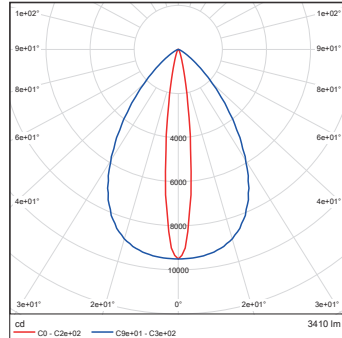


PHOTOMETRIC DATA

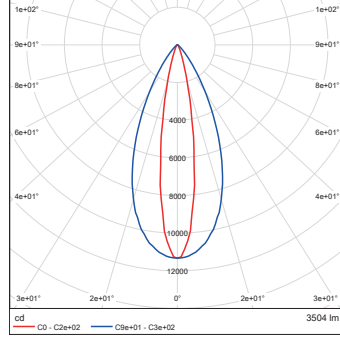
Eminere Remote MC 4 RGBCW
10dg x 30dg



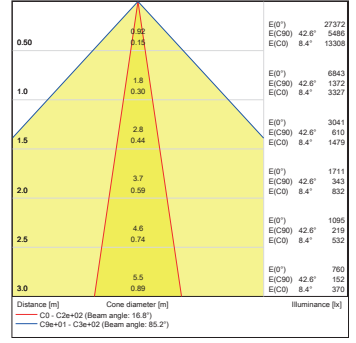
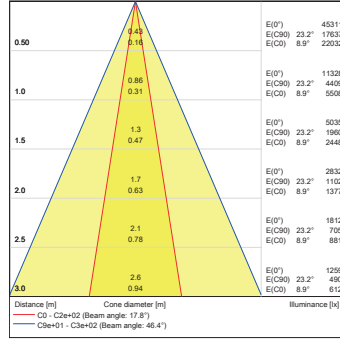
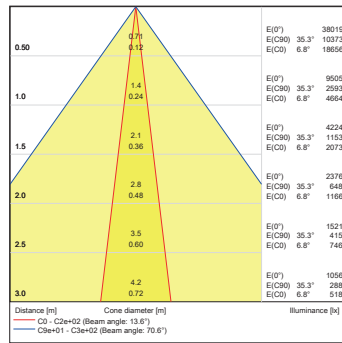
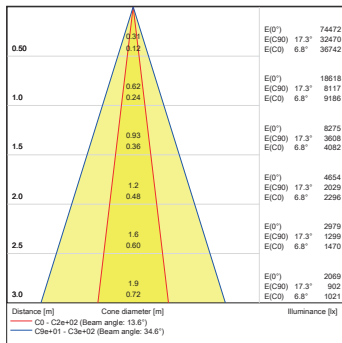
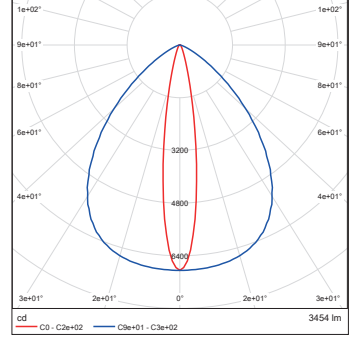
Eminere Remote MC 4 RGBCW
10dg x 60dg



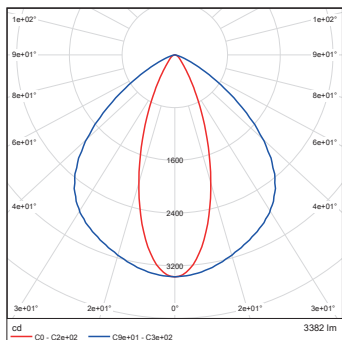
Eminere Remote MC 4 RGBCW
15dg x 45dg



Eminere Remote MC 4 RGBCW
15dg x 90dg



Eminere Remote MC 4 RGBCW
30dg x 90dg



Eminere Remote MC 4 RGBCW
35dg x 60dg

