

CALUMMA™ S SC

Featuring an optical design using nineteen high efficacy singlechip LEDs and available with optional LED colour variants and various beam angles, the small-sized Calumma S SC luminaire creates powerful and beautiful light output for a spot, accent or flood lighting solution. Its durable housing is built to withstand any exterior conditions, and its special finish for harsh and marine environments provides an exceptional outdoor LED luminaire in an elegant design. Complemented by wide range of accessories, control protocols and connection options, this luminaire is an effective and versatile unit to get the most out of architectural lighting applications.



KEY FEATURES

Lumen output & Light source

Luminaire with nineteen high-power, single-chip LEDs provides up to 1958 lumen output (@10°, RGBW). Multiple LED colour variants. No light spills. Well homogenised light output with great efficacy up to 65 lm/w.

Design & Durability

Compact, durable and stylish housing made of high-pressure die cast aluminium. IP67 and IK10 certification; suitable for marine applications (Harsh Environment Finish required) and traffic applications. Supported with a 5 year warranty.





Flexibility

Exceptional outdoor or indoor LED luminaire with a wide range of accessories, custom colour finishes, multiple light output variants and beam angles.

Connectivity








Calumma S SC can be connected via an E-Box for almost effortless installation. DMX512+RDM and wide range of Ethernet protocols are available for E-Box control. DMX/RDM or DALI 2 interface protocols facilitate standard connection options.

CONTROL & PROTOCOLS













 DMX RDM OPTIONAL	 VIA E-BOX OPTIONAL	 DALI OPTIONAL	 ON OFF PW & SINGLE COLOR ONLY
---	---	---	---

OPTIC OPTIONS






SYMMETRICAL

 10°	 15°	 25°	 30°
 45°	 65°	 100°	

BI-SYMMETRICAL







 10°x30°	 10°x60°	 15°x45°	 15°x90°
 30°x60°	 30°x90°	 30°x10°	 60°x10°
 45°x15°	 90°x15°	 60°x30°	 90°x30°

STANDARD & SPECIFICATION

 IP67	 IK10	 CE	 ETL US
 ROHS	 CUP CP	 5 YEAR	 Vibration Standard for Bridge

COLOUR TEMPERATURE

* UPON REQUEST

 2.200 K *	 2.500 K *	 2.700 K *	 3.000 K
 3.500 K *	 4.000 K *	 5.000 K *	 6.500 K *
 2.700 K - 6.500 K *			

COLOURS

* UPON REQUEST

 RGBW	 RGBA	 Pure White	 Tuneable White *
---	---	--	--

FINISH OPTIONS

* CLOSEST RAL TONE
* HE = Harsh Environment

 Graphite Black RAL 9011*	 Grey Aluminium RAL 9007	 Sandstone RAL 1014*	 Pure White RAL 9010
 HE Graphite Black RAL 9011*	 HE Grey Aluminium RAL 9007	 HE Sandstone RAL 1014*	 HE Pure White RAL 9010
 RAL Custom Paint Colour			

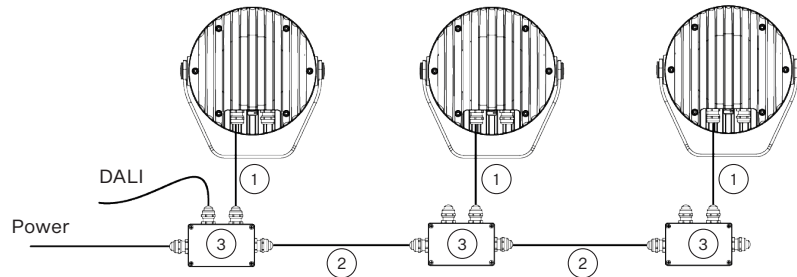
SPECIFICATION

ELECTRICAL	Input Voltage	120 - 277 V AC 50/60 Hz (US)		
	Typical Power Consumption	30 W +/-10 %		
OPTICAL	Light Source	High Power Single Chip LEDs		
	Colour Variants	RGBW (W - 6500 K) RGBA PW (W - 3000 K)		
		Other Variants On Request (TW (2700 - 6500 K), 2200 K, 2500 K, 2700 K, 3500 K, 4000 K, 5000 K, 6500 K)		
	Beam Angle	10° 15° 25° 30° 45° 65° 100°		
		10°x30° 30°x10° 10°x60° 60°x10° 15°x45° 45°x 15° 15°x90° 90°x15° 30°x60° 60°x30° 30°x90° 90°x30°		
		Lumen Output Delivered	1958 lm (@ 10°, RGBW)	
Projected Lumen Maintenance	L90B10 >90.000 hrs, Ta = 25°C / 77°F			
CONTROL	Interface Protocol	DMX/RDM, DALI 2 or ON / OFF (PW & single color only)		
	DALI 2 Device Type	DT 8		
	Control System	Third Party DMX Controllers		
	Operating Modes	DMX, Stand-alone		
	Settings / Addressing	E-Box, RDM communicator		
	Power Supply	Integrated		
PHYSICAL	Width x Height x Depth	189 x 196 x 119 mm (7.4 x 7.7 x 4.7 in.)		
	Weight	3.68 kg 8.11 lbs		
	Housing	High Pressure Die-Cast Aluminium Body		
		Tempered Glass		
	Finish Options	Standard Colour	Graphite Black RAL 9011 Grey Aluminium RAL 9007 Pure White RAL 9010 Sandstone RAL 1014	
		Standard Colour Harsh Environment	Graphite Black RAL 9011 Grey Aluminium RAL 9007 Pure White RAL 9010 Sandstone RAL 1014	
		Cost Option	Custom RAL	
	Cables / Connections	IN (for DMX, DALI):	<ul style="list-style-type: none"> - 1 m cable with bare end - Other cable length - custom - Junction box - optional 	
	Mounting Method	Yoke or Yoke for Pole Adaptor		
	Adjustability	+180° / -180°		
Protection Factor	IP67 / Suitable For Wet Locations			
IK Rating	IK10			
Cooling System	Convection			
Operating Ambient Temperature	-20 °C / +50 °C (-4 °F / +122 °F)			
CERTIFICATION	Listings	ETL / cETL, CE, RoHS, UKCA		
ACCESSORIES	Not Included Items			
	Junction Box			
	Re-enterable Electrical Insulating Resin			
	Optical Demo Set for Calumma S (for demo purposes)			
	Outdoor Foil Holder for Calumma S „OFH“ version only (for permanent installation)			
	Optical Foil Set for Outdoor Foil Holder Calumma S			
	Land Spike for Calumma S			
	Top Hat Calumma S			
	Half Top Hat Calumma S			
	Floor Stand for Calumma S, M			
	Tenon Adaptor			
	Pole Adaptor (ø 102mm) (Yoke for Pole Adaptor Required)			

CONTROL AND CONNECTION OPTIONS - CE

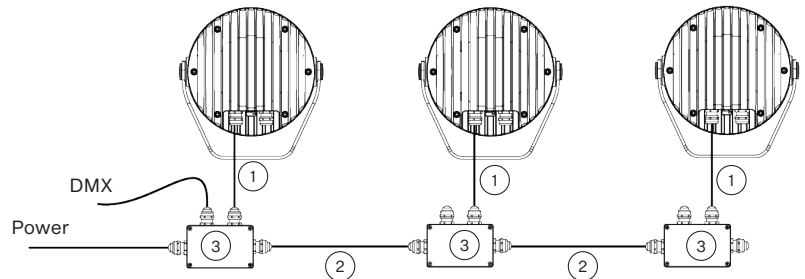
DALI

- 1) Hybrid Cable (1305 3693)
Standard 1 m with bare-end
- 2) Hybrid Cable (1305 3693)
or Scope of Others
- 3) Junction Box for Calumma



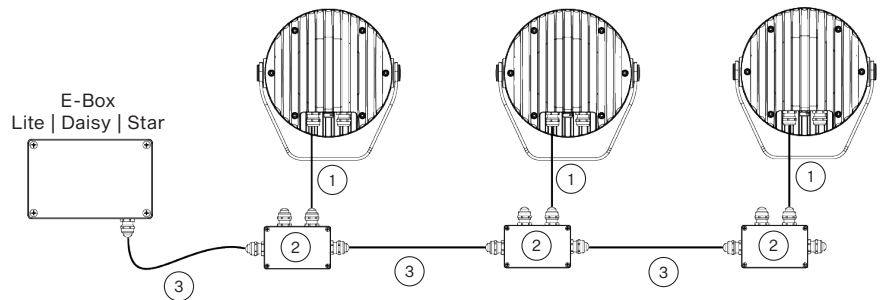
DMX

- 1) Flamar 3x AWG 16 + 1 x (2x AWG 24)
Standard 1 m with bare-end, (13051508), black
or
Hybrid Cable HYB-5731ZH LSZH (13053694), white
- 2) Flamar 3x AWG 16 + 1 x (2x AWG 24), (13051508), black
or
Hybrid Cable HYB-5731ZH LSZH (13053694) white
or
Scope of Others
- 3) Junction Box for Calumma



DMX or ETHERNET via E-BOX

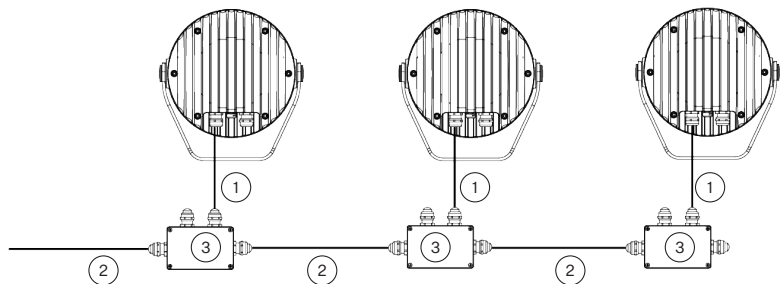
- 1) Flamar 3x AWG 16 + 1 x (2x AWG 24)
(13051508), Standard 1 m with bare-end, black
or
Hybrid Cable HYB-5731ZH LSZH (13053694), white
- 2) Junction Box for Calumma
- 3) Flamar 3x AWG 16 + 1 x (2x AWG 24), (13051508), black
or
Hybrid Cable HYB-5731ZH LSZH (13053694) white
or
Scope of Others



Note: This type of connection is available for S, M, L, and XL versions. E-Box has to be in Pass Through mode only.

ON/OFF

- 1) 3-cored cable H07BB-F 3G 1.5
(1305 1443), Standard 1 m with bare-end, black
- 2) 3-cored cable H07BB-F 3G 1.5
(1305 1443), Standard 1 m with bare-end, black
or
Scope of Others
- 3) Junction Box for Calumma or Scope of Others

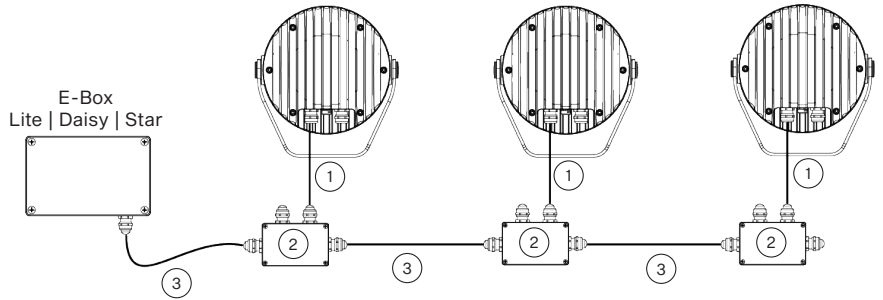


Note: This type of connection is available for Pure White and single color version only. Non dimmable.

CONTROL AND CONNECTION OPTIONS - US

DMX or ETHERNET via E-BOX

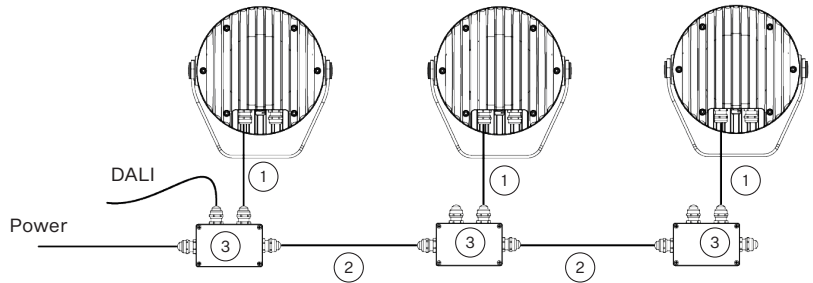
- 1) Flamar 3x AWG 16 + 1x (2x AWG 24) (13051508), Standard 1 m with bare-end, black or Hybrid Cable HYB-5731ZH LSZH (13053694), white
- 2) Junction Box for Calumma
- 3) Flamar 3x AWG 16 + 1x (2x AWG 24), (13051508), black or Hybrid Cable HYB-5731ZH LSZH (13053694) white or Scope of Others



Note: This type of connection is available for S, M, L, and XL versions. E-Box has to be in Pass Through mode only.

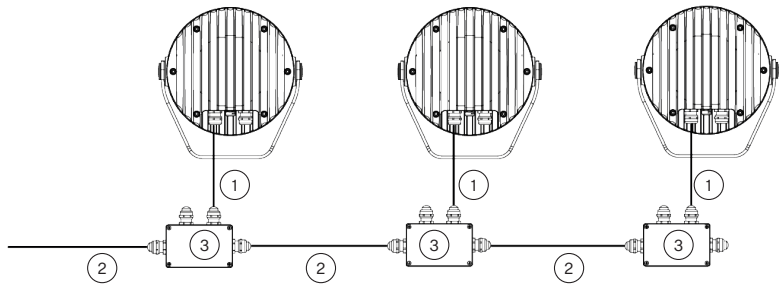
DALI

- 1) SJTW 5x 14AWG (13053336), Standard 1 m with bare-end, black or Cable SJTW 5x 14AWG (13053697), white
- 2) SJTW 5x 14AWG (13053336), black or Cable SJTW 5x 14AWG (13053697), white or Scope of Others
- 3) Junction Box for Calumma



ON/OFF

- 1) 3-cored cable SEOOW power 3x16 AWG (13051558-01), Standard 1 m with bare-end, black
- 2) 3-cored cable SEOOW power 3x16 AWG (13051558-01), Standard 1 m with bare-end, black or Scope of Others
- 3) Junction box for Calumma or Scope of Others



Note: This type of connection is available for Pure White & single color version only. Non dimmable.

CONNECTIVITY

Following table shows maximum connected Calummas S SC in a row with respect of cable length.

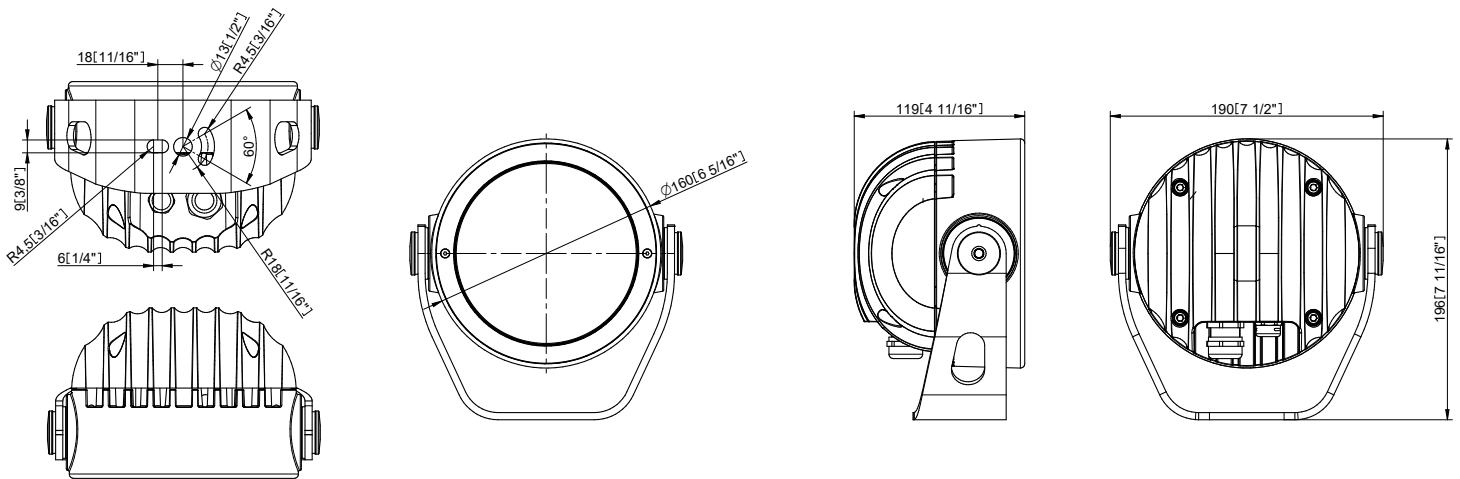
	Cable length (m)	Voltage (V)			
		120	190	230	277
CALUMMA S SC	10	32	32	32	32
	20	32	32	32	32
	30	32	32	32	32
	50	26	32	32	32
	70	18	32	32	32
	100	13	32	32	32

PROJECTED AREA

	Front (rear) - m ²	Front (rear) ft ²	Side - m ²	Side - ft ²	Top - m ²	Top - ft ²
Calumma S	0,023	0,250	0,019	0,207	0,018	0,196
with Top Hat	0,023	0,250	0,027	0,290	0,027	0,290
with Half Top Hat	0,023	0,250	0,022	0,232	0,027	0,290

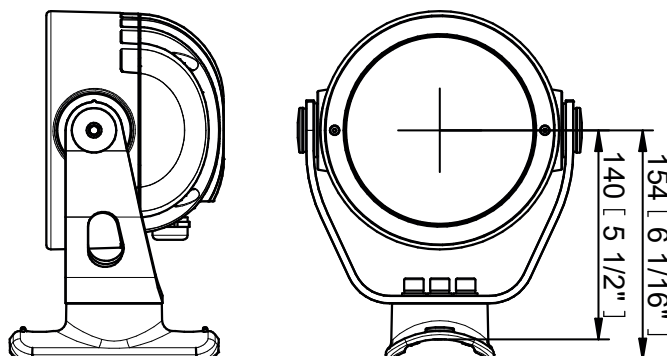
DIMENSIONS

Standard Yoke



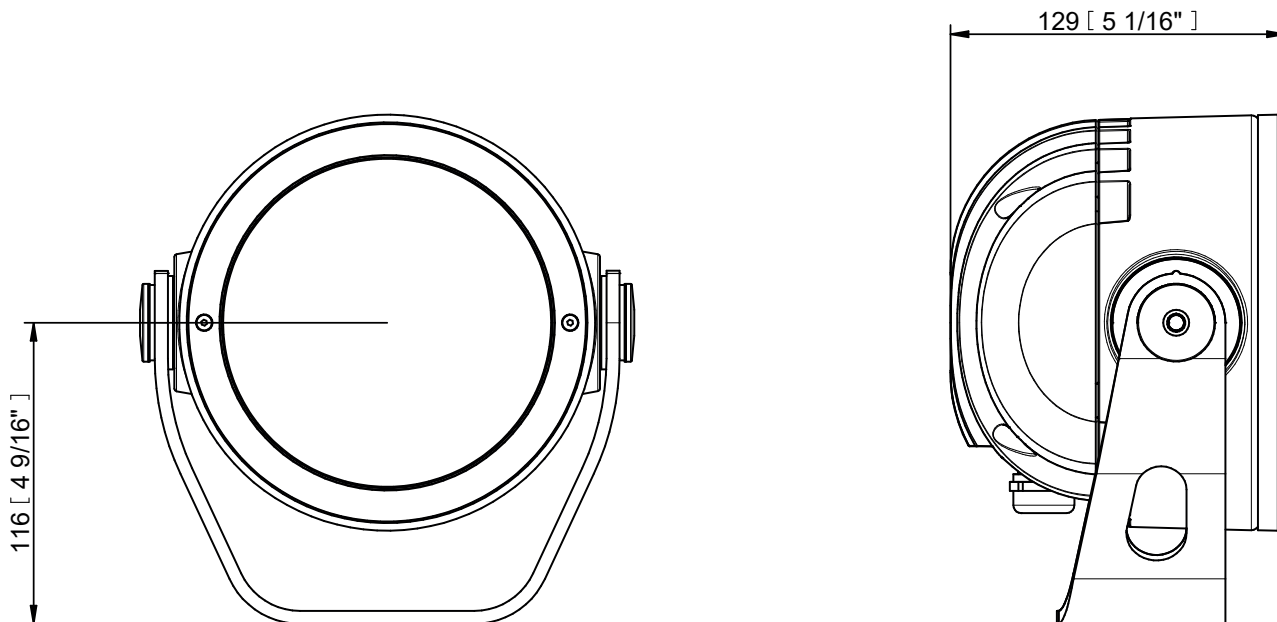
Yoke for Pole Adaptor (with Pole Adaptor / PA)

Example of ordering code: Calumma S SC RGBCW 15° PA




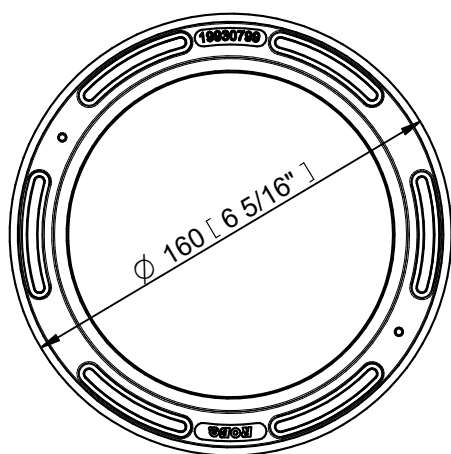
Outdoor Foil Holder for Calumma S „OFH“ version only (for permanent installation)

Example of ordering code: Calumma S SC CE RGBCW 10° RAL9007 OFH



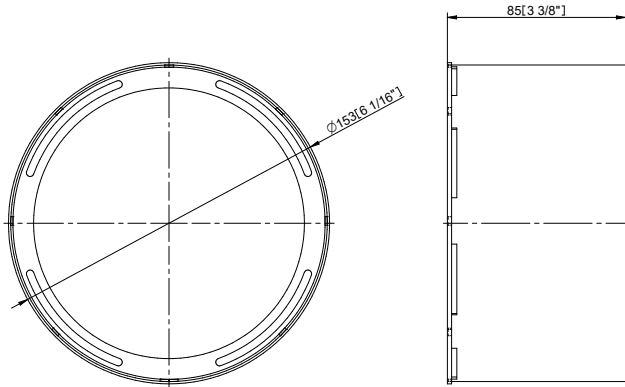
ACCESSORIES

Outdoor Foil Holder for Calumma S

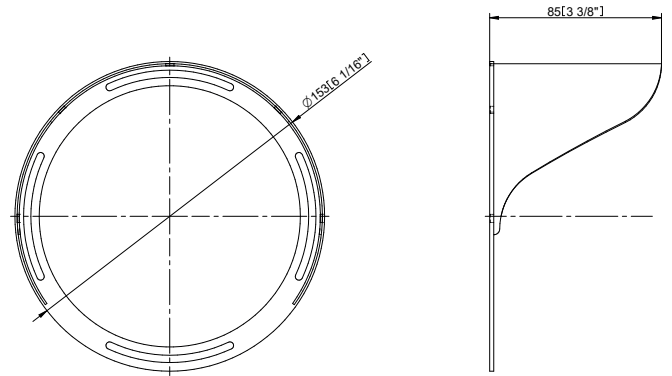


ACCESSORIES

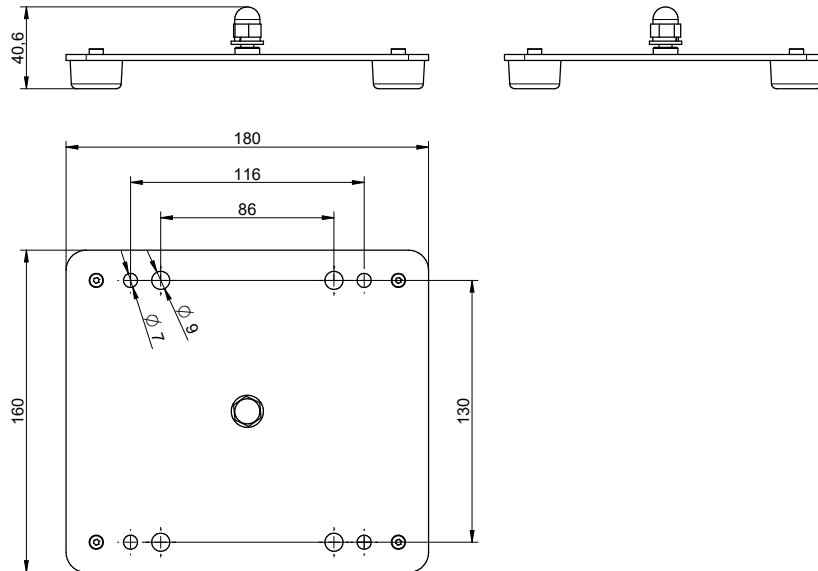
Top Hat



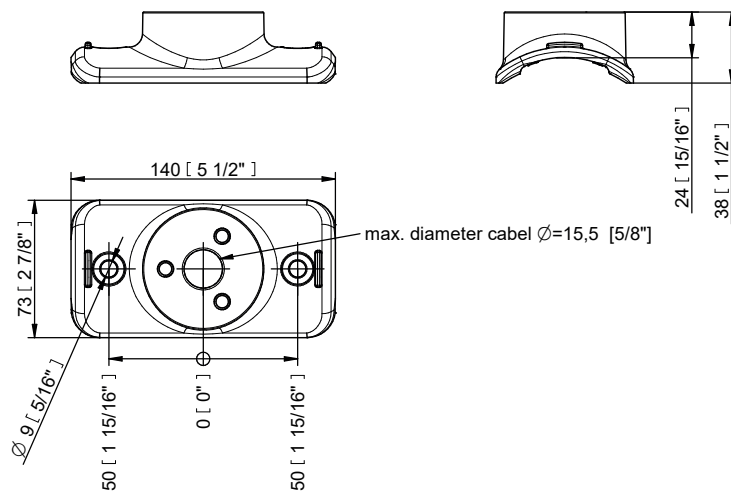
Half Top Hat



Floor Stand



Pole Adaptor



PHOTOMETRIC OVERVIEW

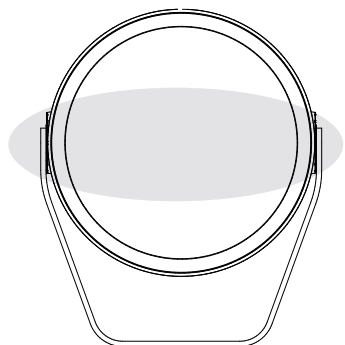
	Lumen Output (lm)		
	RGBCW (W 6500 K)	RGBA	WW (W 3000 K)
10°	1958	1373	2424
15°	1784	1251	2208
25°	1744	1223	2159
30°	1712	1200	2119
45°	1748	1226	2164
65°	1713	1201	2120
100°	1735	1217	2148
10° x 30°, 30° x 10°	1723	1208	2133
10° x 60°, 60° x 10°	1714	1202	2122
15° x 45°, 45° x 15°	1789	1254	2215
30° x 60°, 60° x 30°	1704	1195	2109
30° x 90°, 90° x 30°	1606	1126	1988
15° x 90°, 90° x 15°	1687	1183	2088

BI-SYMMETRICAL BEAM ANGLES

Bi-symmetrical:

10°x30°,
10°x60°,
15°x45°,
15°x90°,
30°x60°,
30°x90°

10°, 15°, 30°

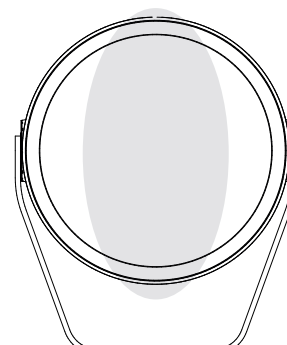


30°, 45°, 60°, 90°

Bi-symmetrical:

30°x10°,
60°x10°,
45°x15°,
90°x15°,
60°x30°,
90°x30°

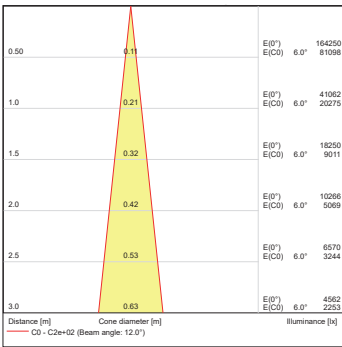
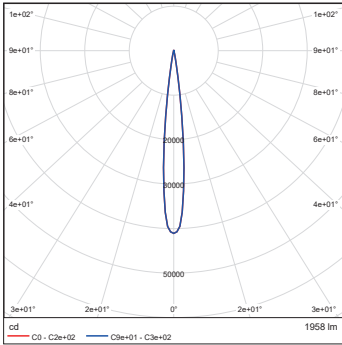
30°, 45°, 60°, 90°



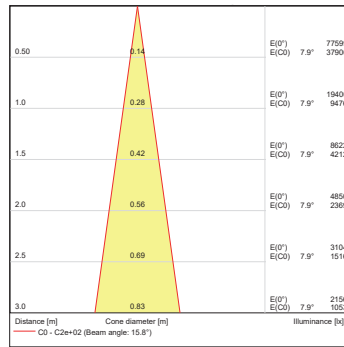
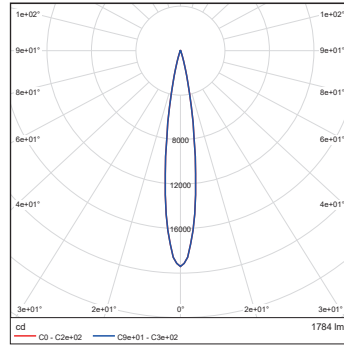
10°, 15°, 30°

PHOTOMETRIC DATA

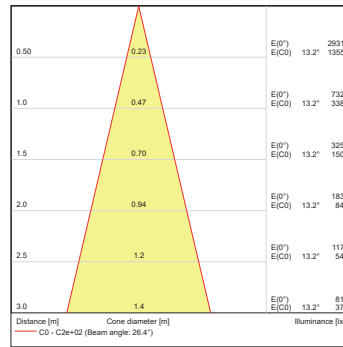
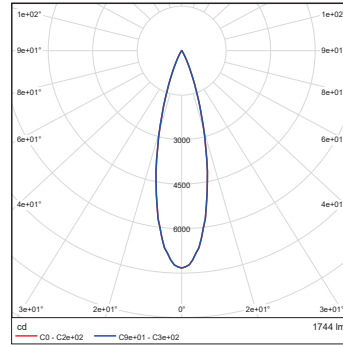
Calumma S SC RGBW 6500K 10dg



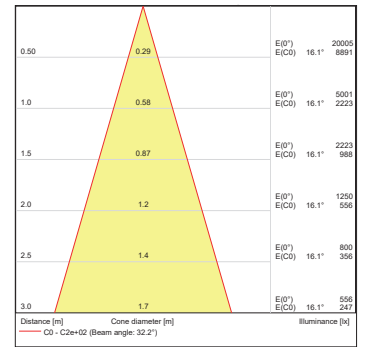
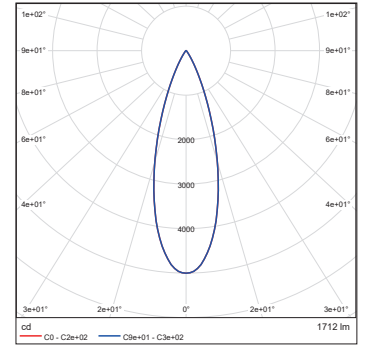
Calumma S SC RGBW 6500K 15dg



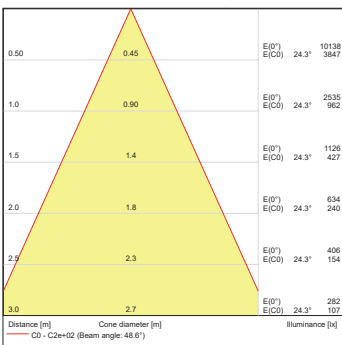
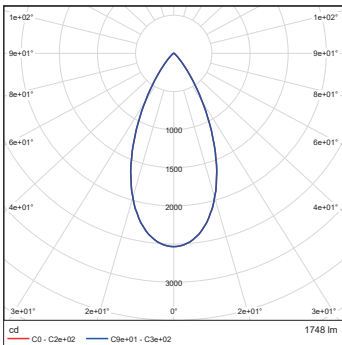
Calumma S SC RGBW 6500K 25dg



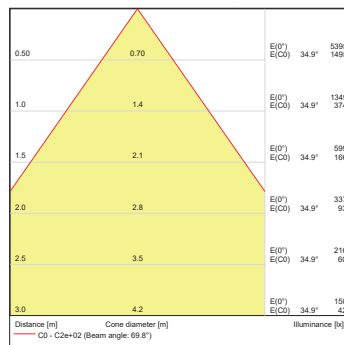
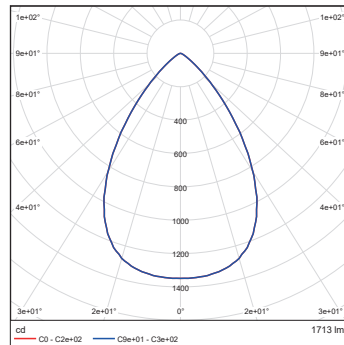
Calumma S SC RGBW 6500K 30dg



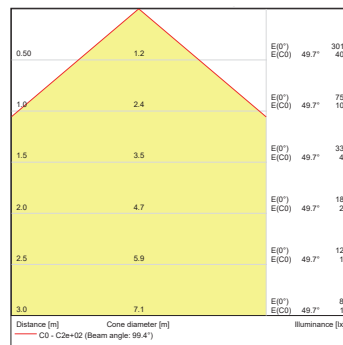
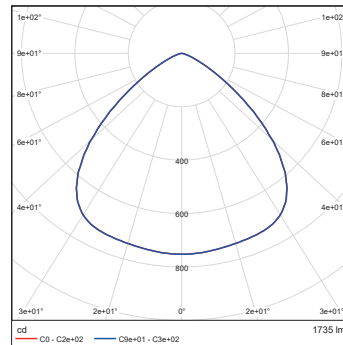
Calumma S SC RGBW 6500K 45dg



Calumma S SC RGBW 6500K 65dg

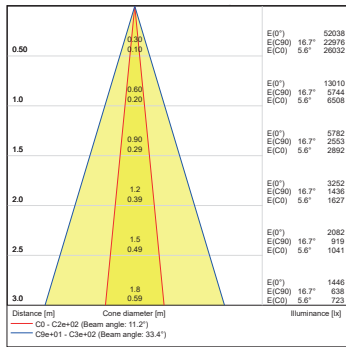
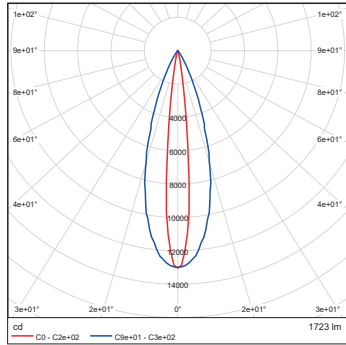


Calumma S SC RGBW 6500K 100dg

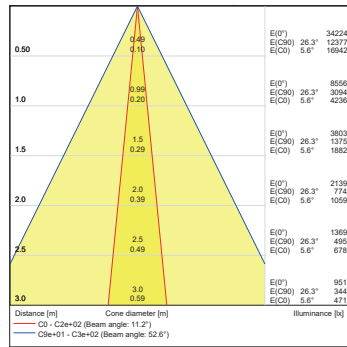
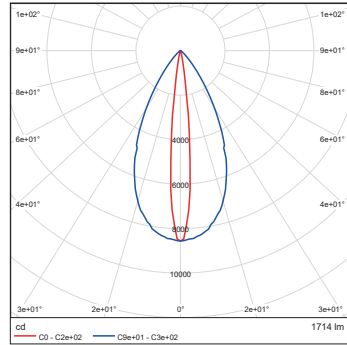


PHOTOMETRIC DATA

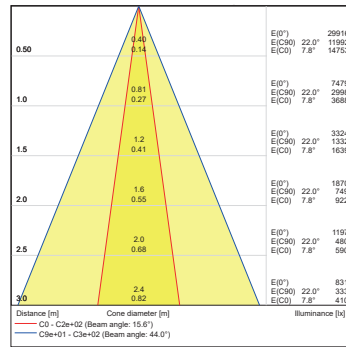
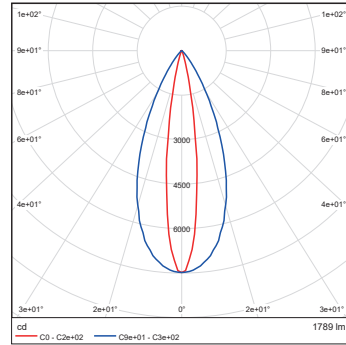
Calumma S SC RGBW 6500K
10x30dg



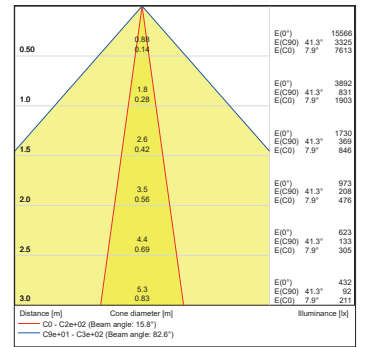
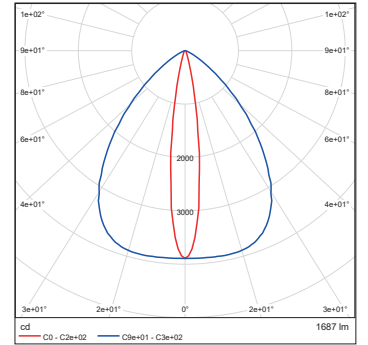
Calumma S SC RGBW 6500K
10x60dg



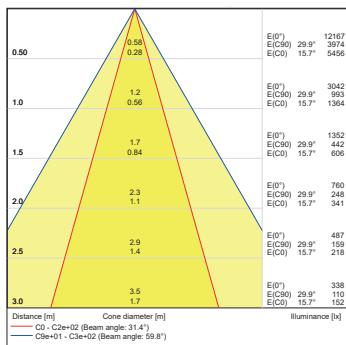
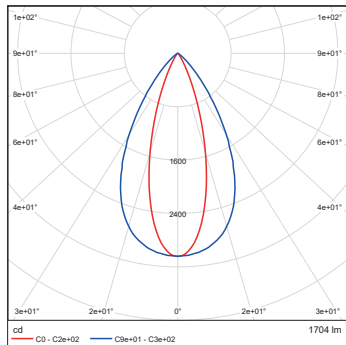
Calumma S SC RGBW 6500K 15x45dg



Calumma S SC RGBW 6500K 15x90dg



Calumma S SC RGBW 6500K
30x60dg



Calumma S SC RGBW 6500K
30x90dg

