

CALUMMA™ XS MC

Using a single high-power, multi-chip LED inside a compact, elegant, and durable housing, the smallest Calumma is a great choice for many different lighting applications. Complementing both outdoor environments and interior designs, its wide range of beam angles, LED chip colour variant options and accessories make the Calumma XS MC an ideal, extra small lighting solution for any architectural design.



KEY FEATURES

Lumen output & Light source

Luminaire with one high-power, multi-chip LED provides light output up to 331 lumens with an efficacy of 33 lm/w. Offering a choice of multiple LED colour variants, precise beam control with no light spill, and perfectly homogenised light output, it's an excellent solution for applications requiring high performance in a compact luminaire.

Design & Durability

Lightweight, compact, durable and stylish housing made of high-pressure die cast aluminium. IP67 and IK10 certification; suitable for marine applications (Harsh Environment Finish required) and traffic applications. Supported with a 5 year warranty.

Flexibility

An exceptionally compact luminaire available with a wide range of accessories, custom colour finishes, LED choices, and beam angle options, Calumma XS offers the lighting designer a flexible solution for the most demanding applications.

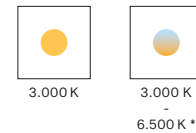
COLOURS

* UPON REQUEST



COLOUR TEMPERATURE

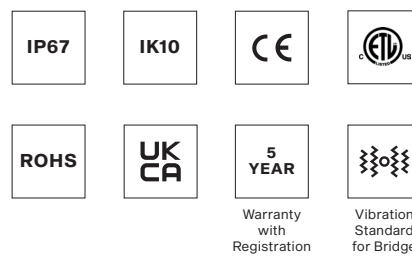
* UPON REQUEST



CONTROL & PROTOCOLS

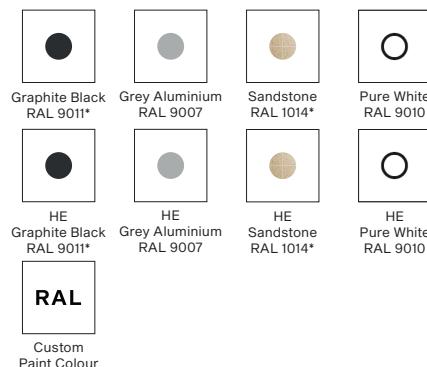


STANDARD & SPECIFICATION



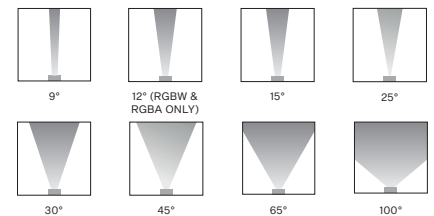
FINISH OPTIONS

* CLOSEST RAL TONE
* HE = Harsh Environment

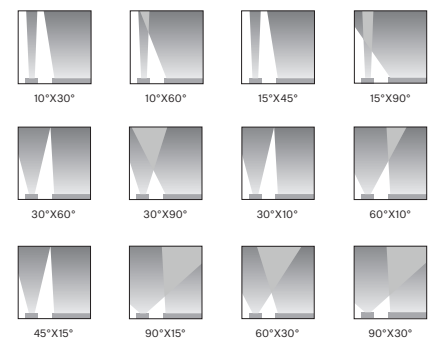


OPTIC OPTIONS

SYMMETRICAL



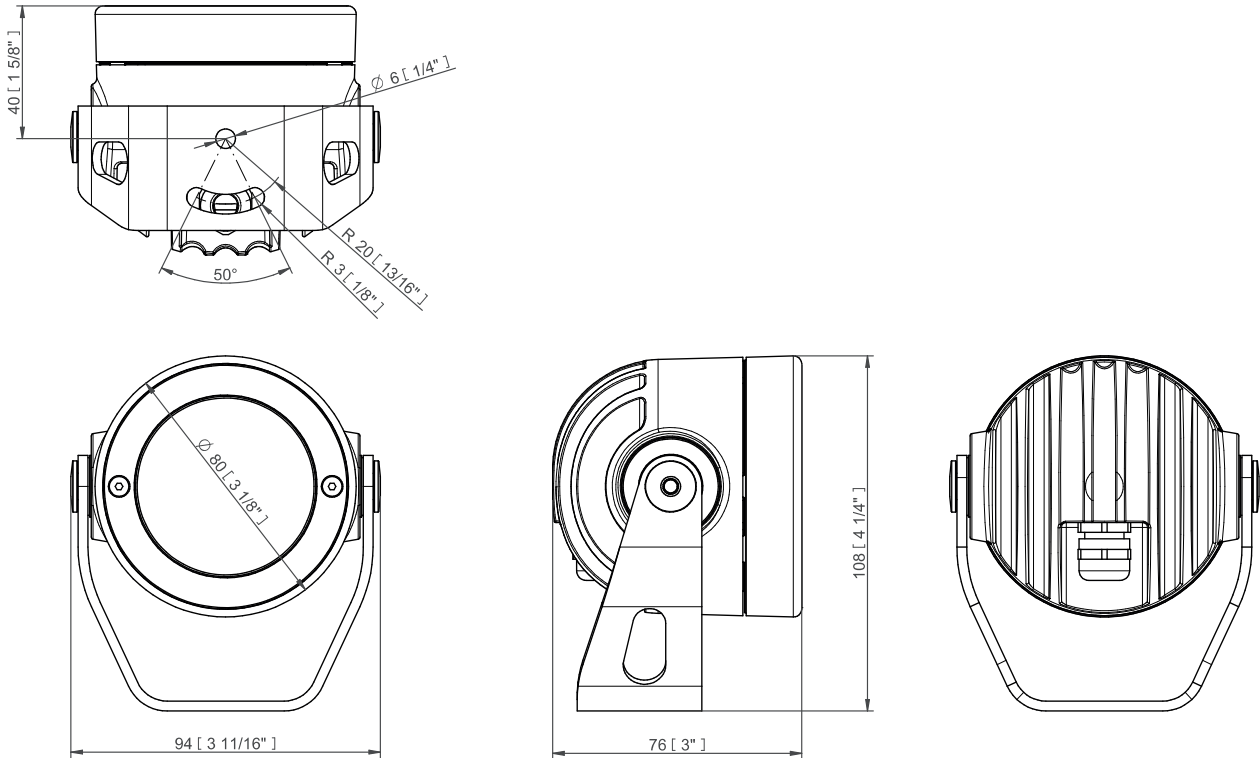
BI-SYMMETRICAL



SPECIFICATION

ELECTRICAL	Typical Power Consumption	10 W	
	Input Voltage	48 V	
OPTICAL	Light Source	High Power Multichip LED	
	Colour Variants	RGBW (W - 6500 K) RGBA PW (W - 3000 K)	
		Other Variants On Request (TW 3000 - 6500 K)	
	Beam Angle	9° 12° (RGBW & RGBA only) 15° 25° 30° 45° 65° 100°	
		10°x30° 30°x10° 10°x60° 60°x10° 15°x45° 45°x15° 15°x90° 90°x15° 30°x60° 60°x30° 30°x90° 90°x30°	
Lumen Output Delivered	331 lm (@9°RGBW)		
Projected Lumen Maintenance	L90B10 >90.000 hrs, Ta = 25°C / 77°F		
CONTROL	Interface protocol	Via E-box Remote or E-box Remote Basic	
	E-Box Remote control protocol	USITT DMX512/RDM, ArtNet, MA Net, MA Net2, sACN, Kling-Net	
	Setting / addressing	E-box Remote, RDM communicator	
	Connectivity & Power Supply	E-Box Remote Remote Basic	
PHYSICAL	Width x Height x Depth	94 x 108 x 76 mm (3.7 x 4.2 x 2.99 in.)	
	Weight	0.59 kg 1.3 lbs	
	Housing	High Pressure Die-Cast Aluminium Body Tempered Glass	
	Finish Options	Standard Colour	Graphite Black RAL 9011 Grey Aluminium RAL 9007 Pure White RAL 9010 Sandstone RAL 1014
		Standard Colour Harsh Environment	Graphite Black RAL 9011 Grey Aluminium RAL 9007 Pure White RAL 9010 Sandstone RAL 1014
		Cost Option	Custom RAL
	Cabels / Connectivity	IN - 1 m cable with bare end - Other cable length - custom - Junction box - optional	
	Mounting Method	Yoke or Yoke for Pole Adaptor	
	Adjustability	+180° / -180°	
	Protection Factor	IP67 (IP66 Junction Box) / Suitable For Wet Locations	
IK Rating	IK10		
Cooling System	Convection		
Operating Ambient Temperature	-20 °C / +50 °C (-4 °F / +122 °F)		
CERTIFICATION	Listings	ETL / cETL, CE, RoHS, UKCA	
ACCESSORIES		Optical Demo Set for Calumma XS (for demo purposes)	
		Outdoor Foil Holder for Calumma XS (for permanent installation)	
		Optical Foil Set for Outdoor Foil Holder Calumma XS	
		Junction Box Remote (1x Output)	
		Junction Box Remote (4x Output)	
		Land Spike for Calumma XS	
		Top Hat Calumma XS	
		Half Top Hat Calumma XS	
		Tenon Adaptor for Calumma XS	
		Twin Wall Cover Calumma XS	
	Pole Adaptor (ø 102mm) (Yoke for Pole Adaptor Required)		

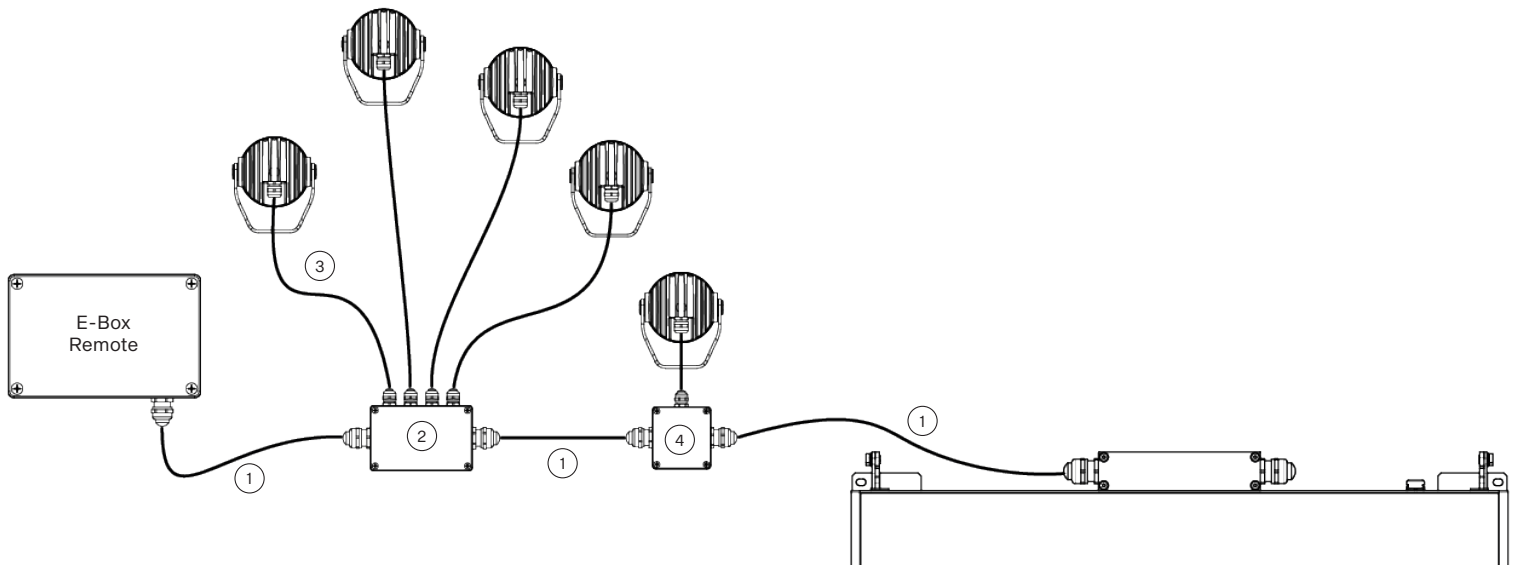
DIMENSIONS



CONTROL AND CONNECTION OPTIONS

Via E-Box REMOTE (Calumma XS, Eminere Remote)

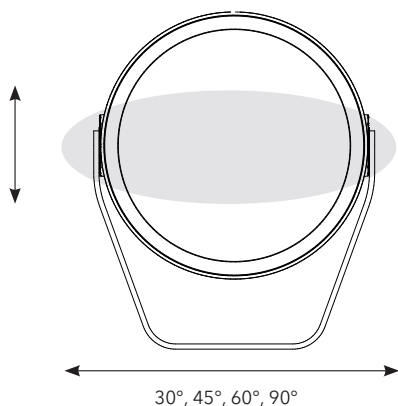
- 1) SJTW 5x 14AWG (1305 3336), black or On request Cable SJTW 5x 14AWG (13053697), white
- 2) Junction Box Remote (4x Output)
- 3) UL 20969 5x 20AWG (13053481), black or On request Cable SJTW 5x 20AWG (13053696), white
- 4) Junction Box Remote (1x Output)



BI-SYMMETRICAL BEAM ANGLES

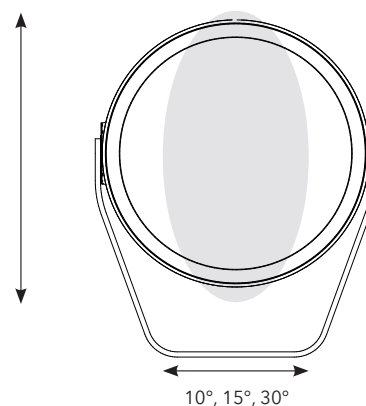
Bi-symmetrical:
10°x30°,
10°x60°,
15°x45°,
15°x90°,
30°x60°,
30°x90°

10°, 15°, 30°



Bi-symmetrical:
30°x10°,
60°x10°,
45°x15°,
90°x15°,
60°x30°,
90°x30°

30°, 45°, 60°, 90°



PHOTOMETRIC OVERVIEW

Lumen Output (lm)

	RGBCW (W 6500 K)	RGBA	WW (W 3000 K)
9°	331	284	282
12°	331	284	-
15°	256	220	218
25°	254	218	217
30°	250	214	213
45°	254	218	217
65°	254	218	217
100°	251	215	214
10° x 30°, 30° x 10°	240	206	205
10° x 60°, 60° x 10°	267	229	228
15° x 45°, 45° x 15°	272	233	232
30° x 60°, 60° x 30°	252	216	215
30° x 90°, 90° x 30°	272	233	232
15° x 90°, 90° x 15°	301	258	257

PROJECTED AREA

	Front (rear) - m ²	Front (rear) ft ²	Side - m ²	Side - ft ²	Top - m ²	Top - ft ²
Calumma XS	0,006	0,065	0,007	0,070	0,006	0,065
with Top Hat	0,006	0,065	0,014	0,151	0,014	0,151
with Half Top Hat	0,006	0,065	0,008	0,082	0,014	0,151

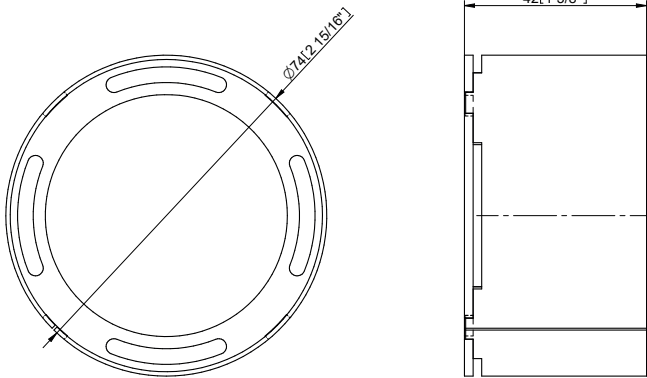
CONNECTIVITY

Following table shows maximum connected Calummas XS SC in a row with respect of cable length.

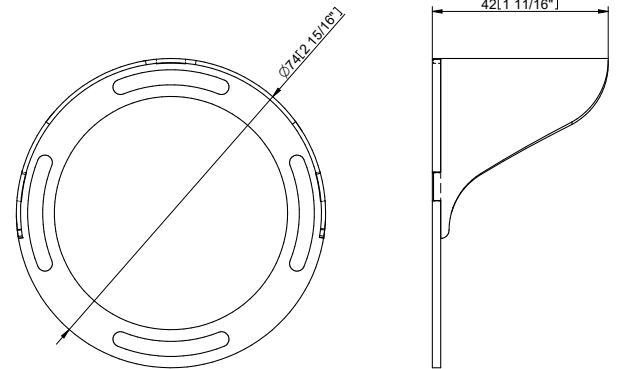
Cable length	Per E-Box Remote	Per 1 LED output
50 m (max per 1 output)	40 pcs	20 pcs
100 m (total length, 2x output)		20 pcs

ACCESSORIES

Top Hat

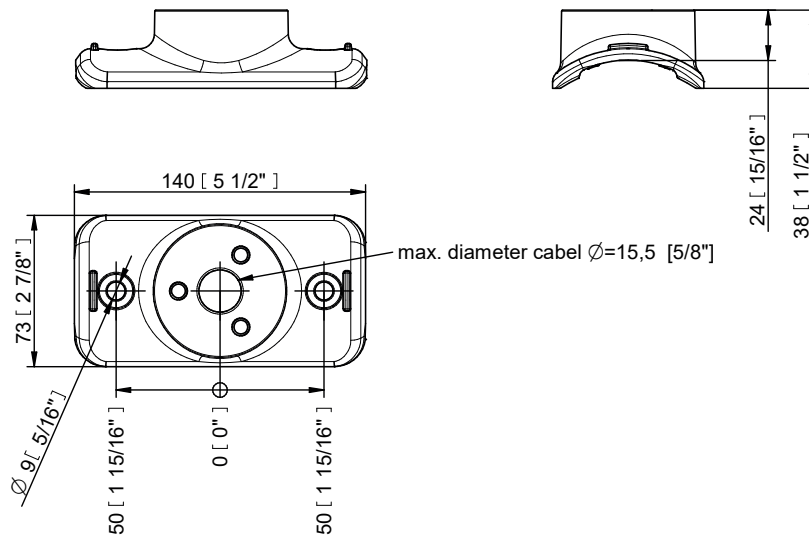


Half Top Hat



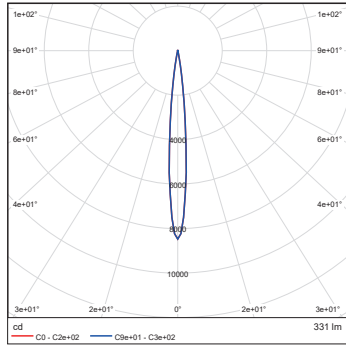
Pole Adaptor ($\varnothing 102\text{mm}$, Yoke for pole Adaptor Required / PA)

Example of ordering code: Calumma XS MC RGCW 15° PA

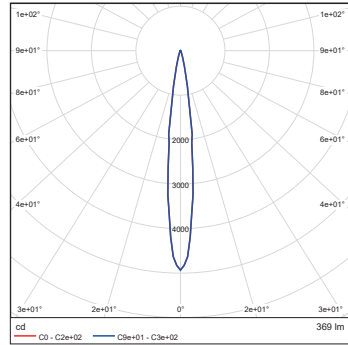


PHOTOMETRIC DATA

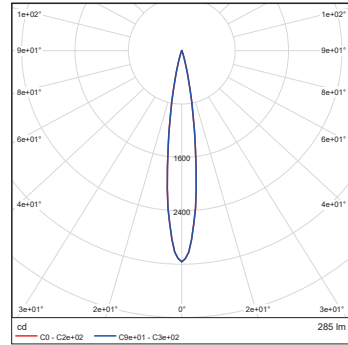
Calumma XS MC RGBW 6500K 10dg



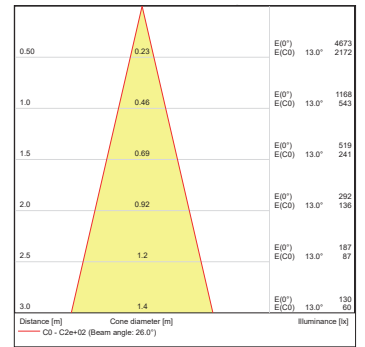
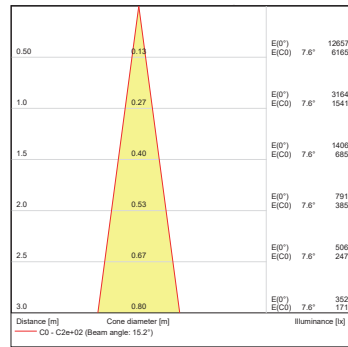
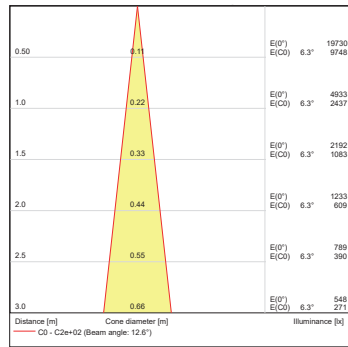
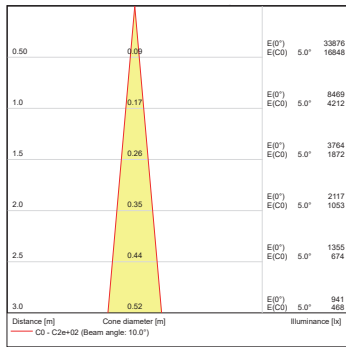
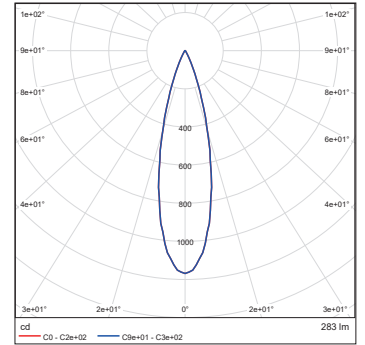
Calumma XS MC RGBW 6500K 12dg



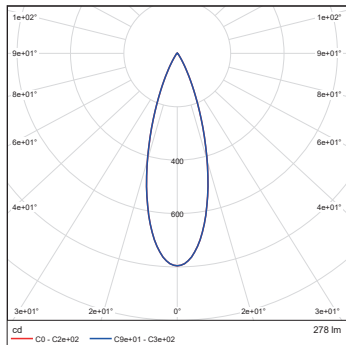
Calumma XS MC RGBW 6500K 15dg



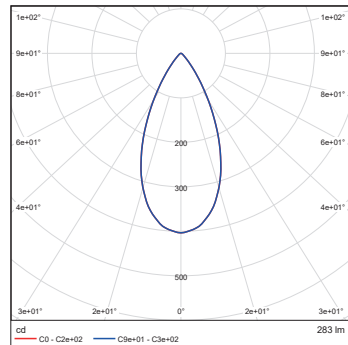
Calumma XS MC RGBW 6500K 25dg



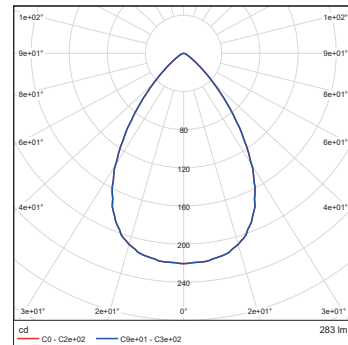
Calumma XS MC RGBW 6500K 30dg



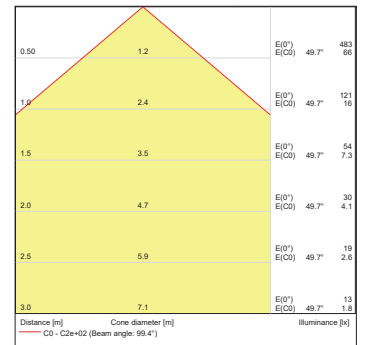
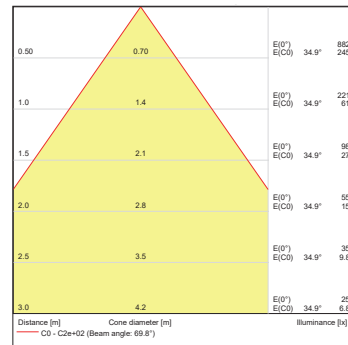
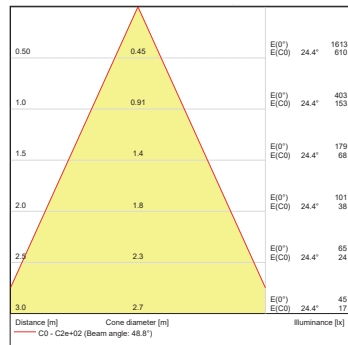
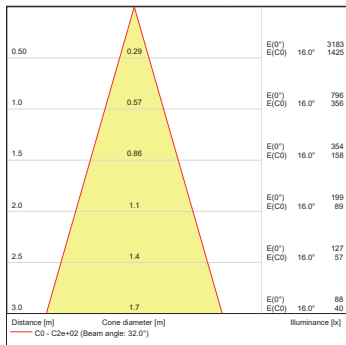
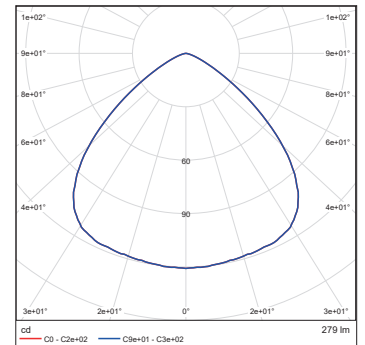
Calumma XS MC RGBW 6500K 45dg



Calumma XS MC RGBW 6500K 65dg

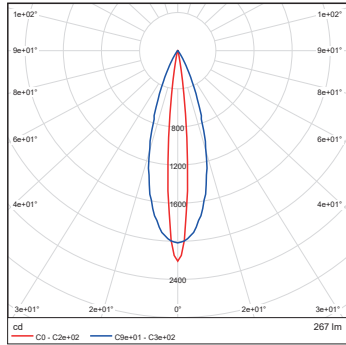


Calumma XS MC RGBW 6500K 100dg

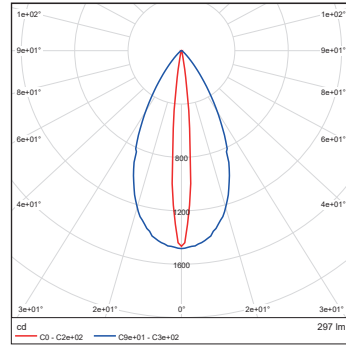


PHOTOMETRIC DATA

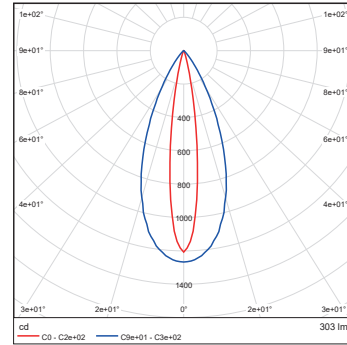
Calumma XS MC RGBW 6500K
10x30dg



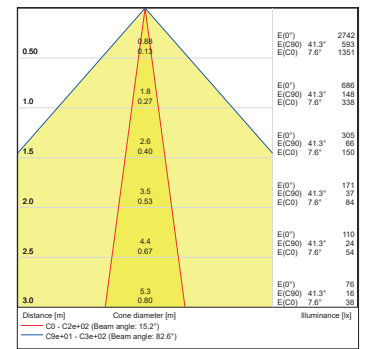
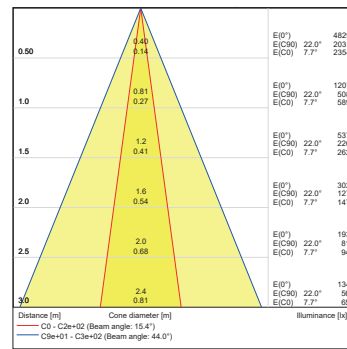
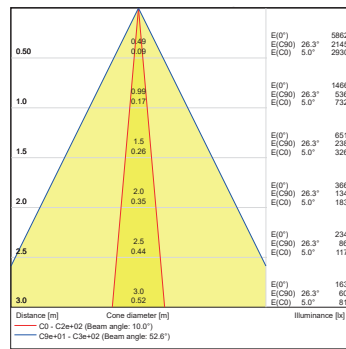
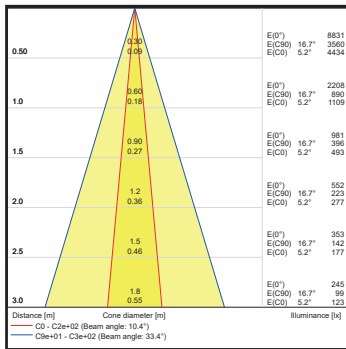
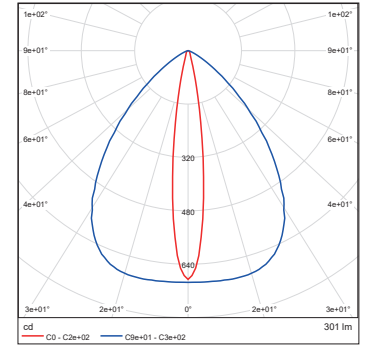
Calumma XS MC RGBW 6500K
10x60dg



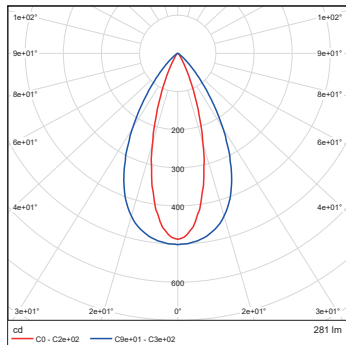
Calumma XS MC RGBW 6500K
15x45dg



Calumma XS MC RGBW 6500K
15x90dg



Calumma XS MC RGBW 6500K
30x60dg



Calumma XS MC RGBW 6500K
30x90dg

