

CALUMMA™ XS SC

Using a four high-power, single-chip LED inside a compact, elegant, and durable housing, the smallest Calumma is a great choice for many different lighting applications. Complementing both outdoor environments and interior designs, its wide range of beam angles, LED chip white variant options and accessories make the Calumma XS SC an ideal, extra small lighting solution for any architectural design.



KEY FEATURES

Lumen output & Light source

Luminaire with four high-power, single-chip LEDs provides up to 457 lumen output (@10°, PW 3000 K). No light spills.

Design & Durability

Lightweight, compact, durable and stylish housing made of high-pressure die cast aluminium. IP67 and IK10 certification; suitable for marine applications (Harsh Environment Finish required) and traffic applications. Supported with a 5 year warranty.

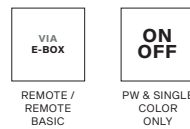
Flexibility

An exceptionally compact luminaire available with a wide range of accessories, custom colour finishes, and beam angle options, Calumma XS offers the lighting designer a flexible solution for the most demanding applications.

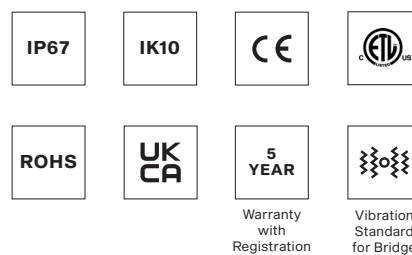
COLOURS



CONTROL & PROTOCOLS



STANDARD & SPECIFICATION

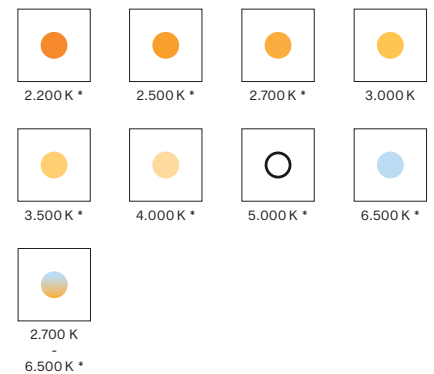


FINISH OPTIONS



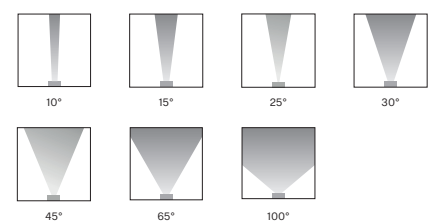
COLOUR TEMPERATURE

* UPON REQUEST

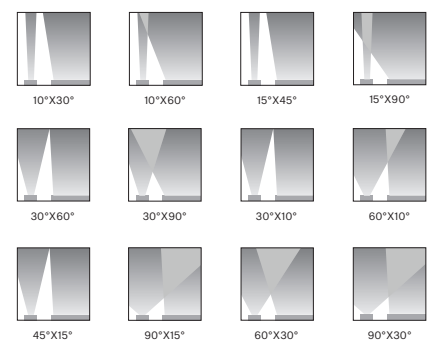


OPTIC OPTIONS

SYMMETRICAL



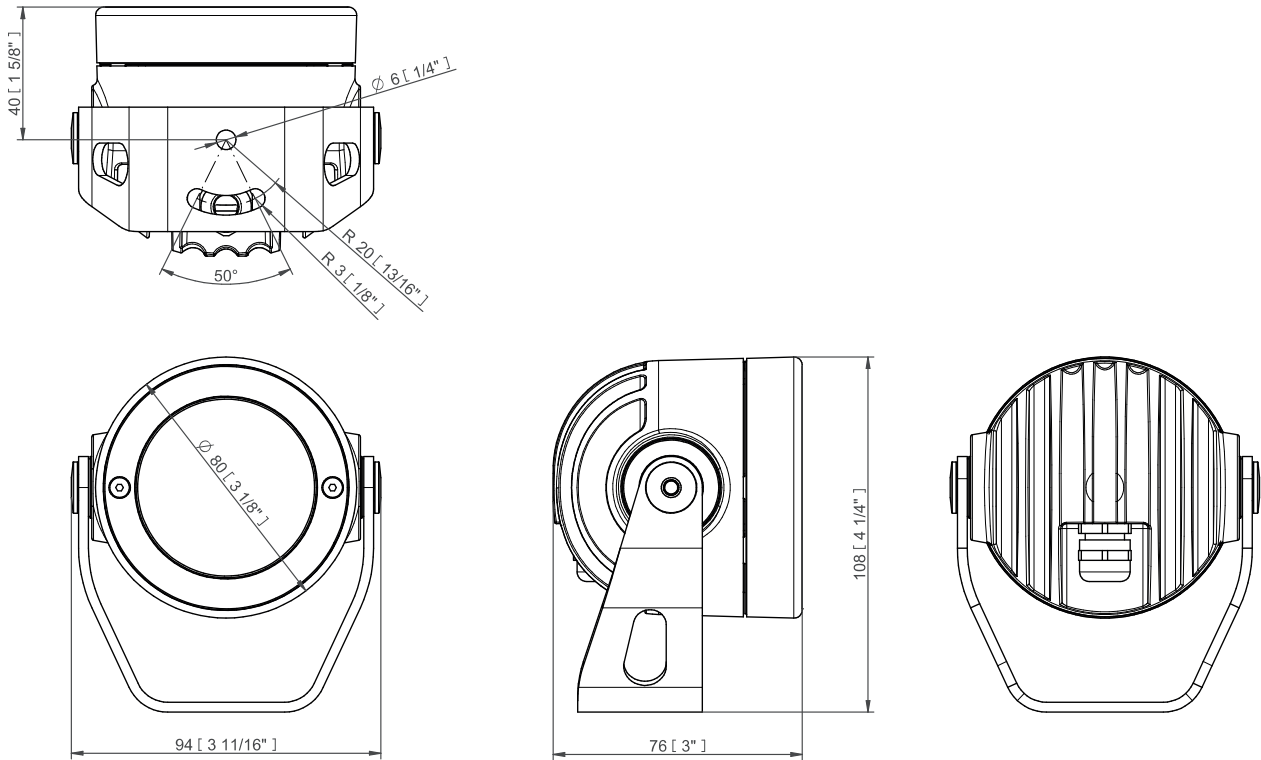
BI-SYMMETRICAL



SPECIFICATION

ELECTRICAL	Typical Power Consumption	10 W
	Input Voltage	48 V
OPTICAL	Light Source	High Power Single Chip LEDs
	Colour Variants	PW (W - 3000 K) Other Variants On Request (TW (2700 - 6500 K), 2200 K, 2500 K, 2700 K, 3500 K, 4000 K, 5000 K, 6500 K)
	Beam Angle	10° 15° 25° 30° 45° 65° 100° 10°x30° 30°x10° 10°x60° 60°x10° 15°x45° 45°x 15° 15°x90° 90°x15° 30°x60° 60°x30° 30°x90° 90°x30°
	Lumen Output Delivered	457 lm (@ 10°, PW 3000 K)
	Projected Lumen Maintenance	L90B10 >90.000 hrs, Ta = 25°C / 77°F
CONTROL	Interface protocol	Via E-box Remote or E-box Remote Basic ON/OFF (PW & single color only)
	E-Box Remote control protocol	USITT DMX512/RDM, ArtNet, MA Net, MA Net2, sACN, Kling-Net
	Setting / addressing	E-box Remote, RDM communicator
	Connectivity & Power Supply	E-Box Remote Remote Basic
PHYSICAL	Width x Height x Depth	94 x 108 x 76 mm (3.7 x 4.2 x 2.99 in.)
	Weight	0.6 kg 1.3 lbs
	Housing	High Pressure Die-Cast Aluminium Body Tempered Glass
	Finish Options	Standard Colour - Graphite Black (RAL 9011) Silver (RAL 9006) Cost Option - Custom RAL Harsh Environment (RAL 9016, RAL 9011)
	Cabels / Connectivity	IN - 1 m cable with bare end - Other cable length - custom - Junction box - optional
	Mounting Method	Yoke or Yoke for Pole Adaptor
	Adjustability	+180° / -180°
	Protection Factor	IP67 (IP66 Junction Box) / Suitable For Wet Locations
	IK Rating	IK10
	Cooling System	Convection
Operating Ambient Temperature	-20 °C / +50 °C (-4 °F / +122 °F)	
CERTIFICATION	Listings	ETL / cETL, CE, RoHS, UKCA
ACCESSORIES		Optical Demo Set for Calumma XS (for demo purposes)
		Outdoor Foil Holder for Calumma XS (for permanent installation)
		Optical Foil Set for Outdoor Foil Holder Calumma XS
		Land Spike for Calumma XS
		Top Hat Calumma XS
		Half Top Hat Calumma XS
		Tenon Adaptor for Calumma XS
		Twin Wall Cover Calumma XS
	Pole Adaptor (ø 102mm) (Yoke for Pole Adaptor Required)	

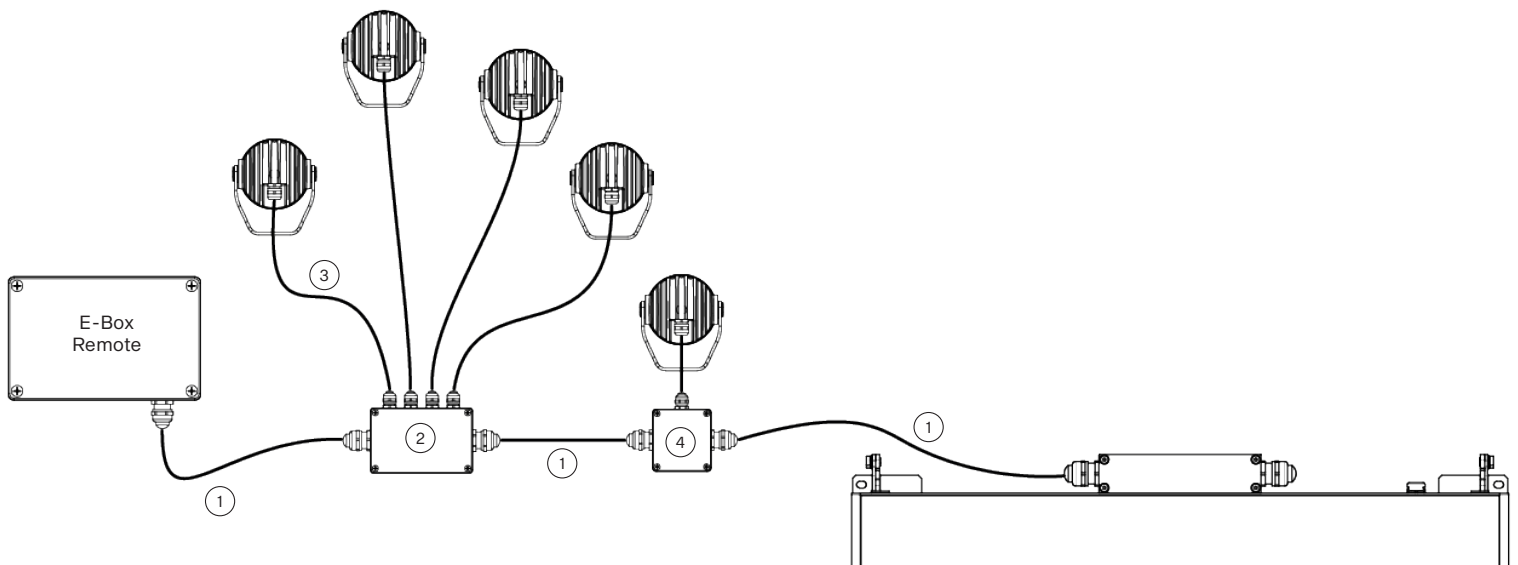
DIMENSIONS



CONTROL AND CONNECTION OPTIONS

Example of Connection Via E-Box REMOTE

- 1) SJTW 5x 14AWG (1305 3336), black or On request Cable SJTW 5x 14AWG (13053697), white
- 2) Junction Box for Calumma XS, (4x Output)
- 3) UL 20969 5x 20AWG (13053481), black or On request Cable SJTW 5x 20AWG (13053696), white
- 4) Junction Box for Calumma XS, (1x Output)



PROJECTED AREA

	Front (rear) - m ²	Front (rear) ft ²	Side - m ²	Side - ft ²	Top - m ²	Top - ft ²
Calumma XS	0,006	0,065	0,007	0,070	0,006	0,065
with Top Hat	0,006	0,065	0,014	0,151	0,014	0,151
with Half Top Hat	0,006	0,065	0,008	0,082	0,014	0,151

CONNECTIVITY

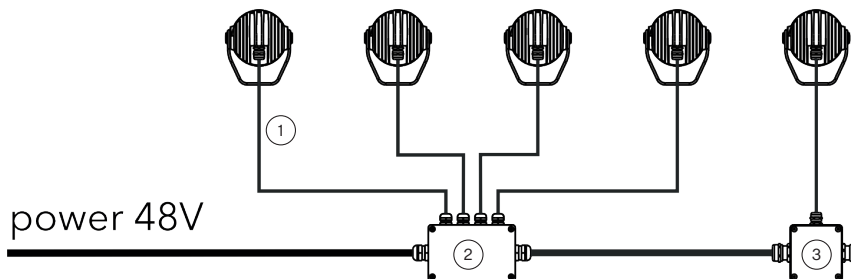
Following table shows maximum connected Calummas XS SC in a row with respect of cable length.

Cable length	Per E-Box Remote	Per 1 LED output
50 m (max per 1 output)	40 pcs	20 pcs
100 m (total length, 2x output)		20 pcs

CONTROL AND CONNECTION OPTIONS

ON/OFF

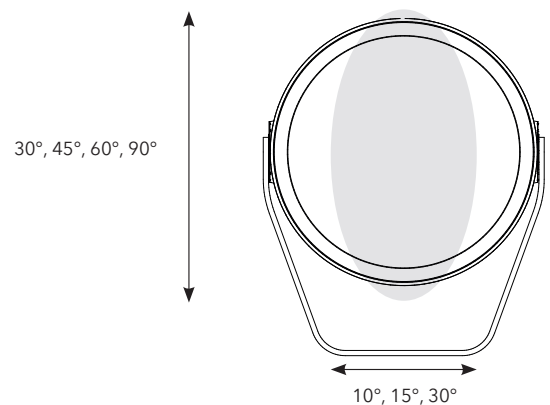
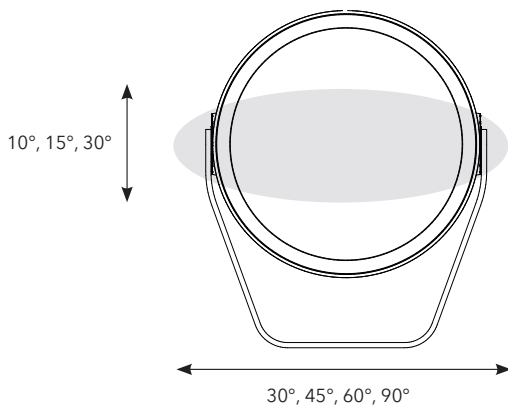
- 1) UL 20969 5x 20AWG (13053481), black or On request Cable SJTW 5x 20AWG (13053696), white
- 2) Junction Box for Calumma XS, (4x Output)
- 3) Junction Box for Calumma XS, (1x Output)



BI-SYMMETRICAL BEAM ANGLES

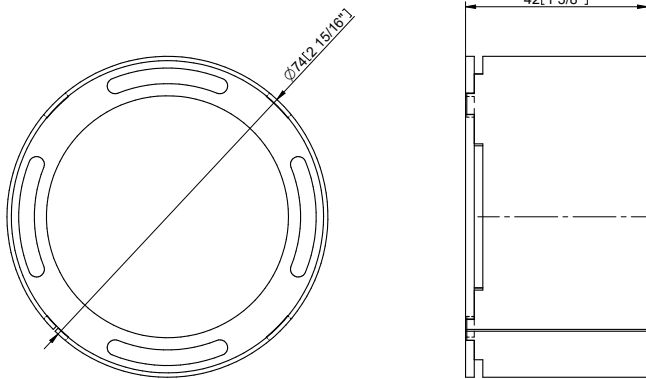
Bi-symmetrical:
10°x30°,
10°x60°,
15°x45°,
15°x90°,
30°x60°,
30°x90°

Bi-symmetrical:
30°x10°,
60°x10°,
45°x15°,
90°x15°,
60°x30°,
90°x30°

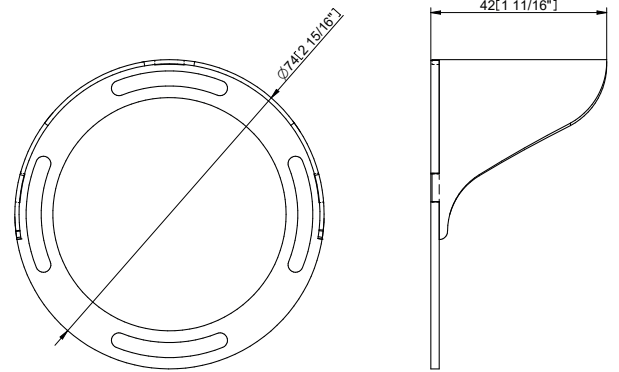


ACCESSORIES

Top Hat

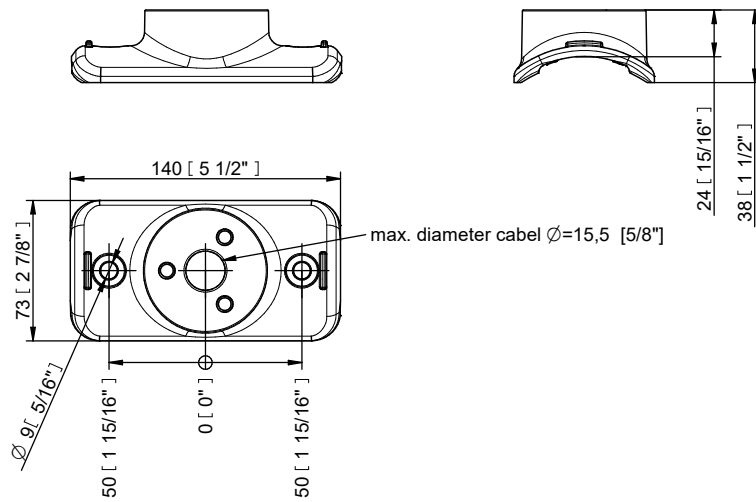


Half Top Hat



Pole Adaptor (ø 102mm, Yoke for pole Adaptor Required / PA)

Example of ordering code: Calumma XS SC RGBCW 15° PA

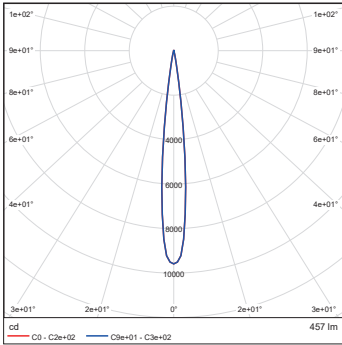


PHOTOMETRIC OVERVIEW

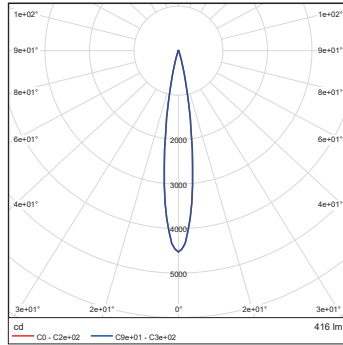
	WW (W 3000 K)
10°	457
15°	416
25°	406
30°	399
45°	407
65°	399
100°	404
10° x 30°, 30° x 10°	401
10° x 60°, 60° x 10°	400
15° x 45°, 45° x 15°	417
30° x 60°, 60° x 30°	397
30° x 90°, 90° x 30°	374
15° x 90°, 90° x 15°	392

PHOTOMETRIC DATA

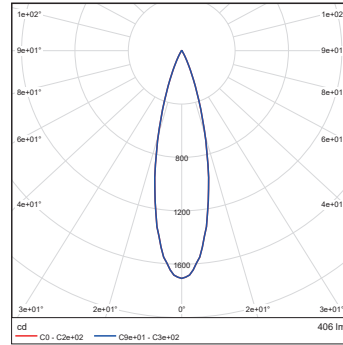
Calumma XS SC PW 3000K 10dg



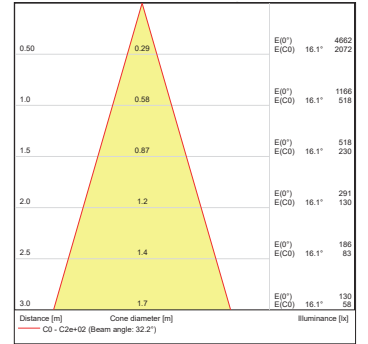
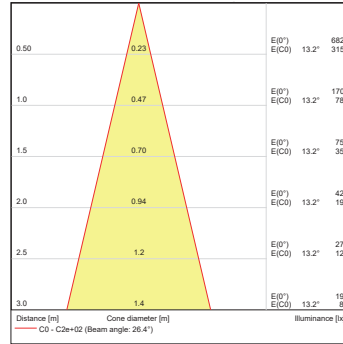
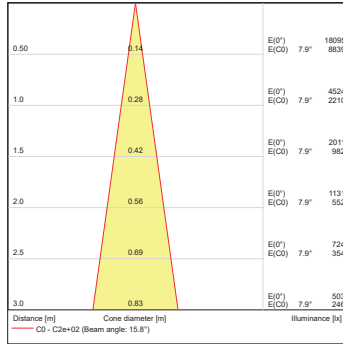
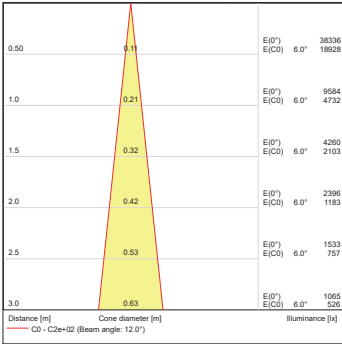
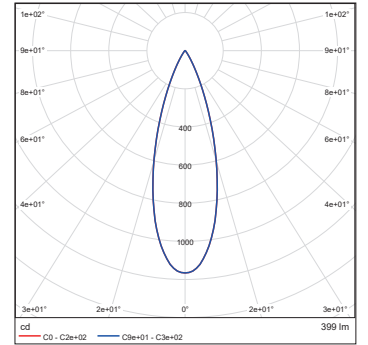
Calumma XS SC PW 3000K 15dg



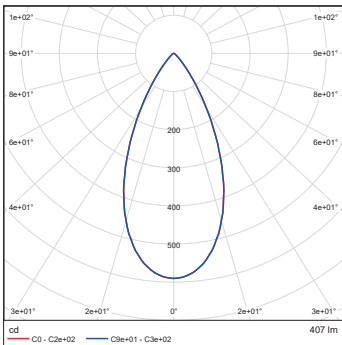
Calumma XS SC PW 3000K 25dg



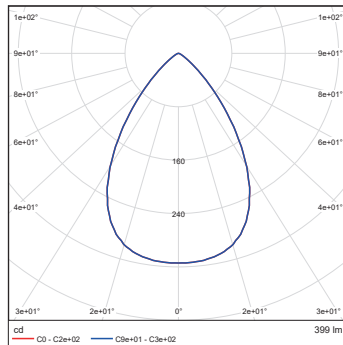
Calumma XS SC PW 3000K 30dg



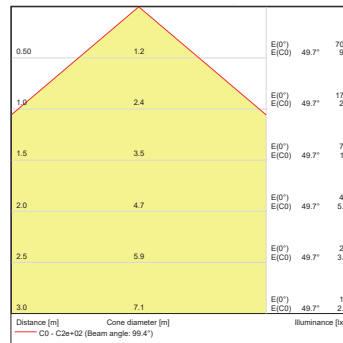
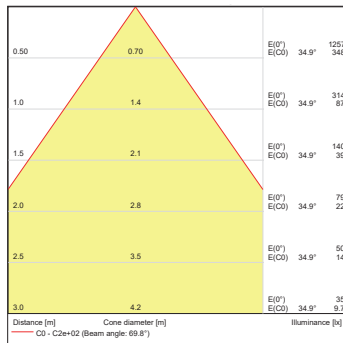
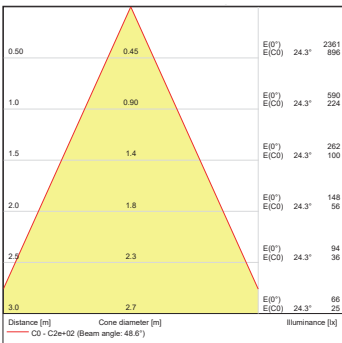
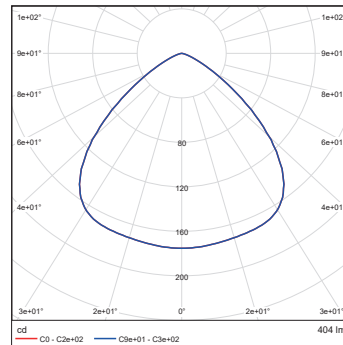
Calumma XS SC PW 3000K 45dg



Calumma XS SC PW 3000K 65dg

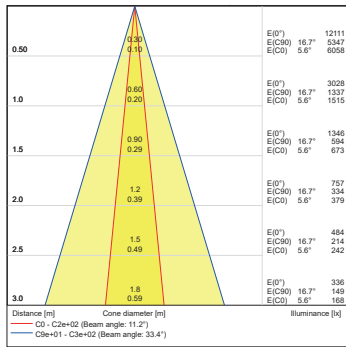
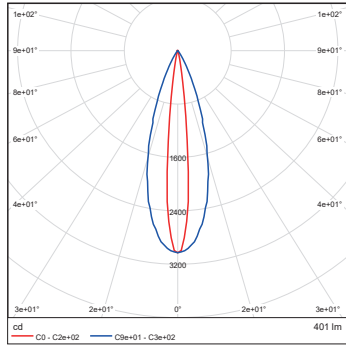


Calumma XS SC PW 3000K 100dg

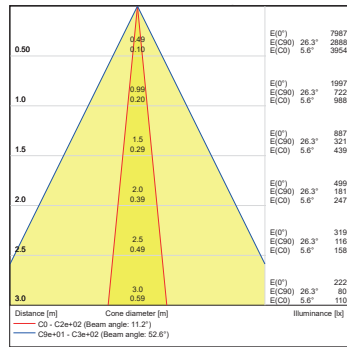
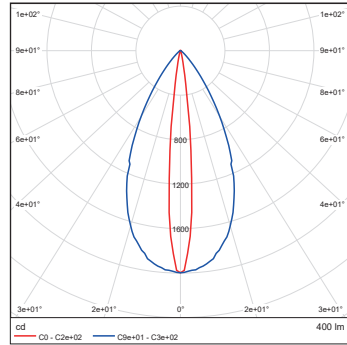


PHOTOMETRIC DATA

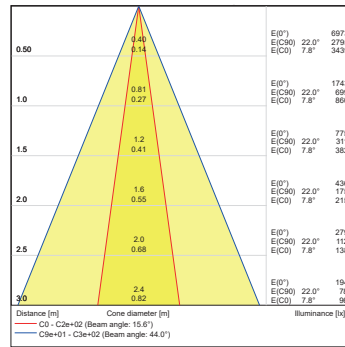
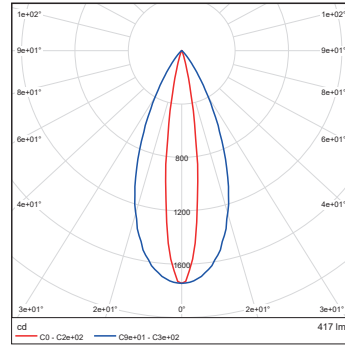
Calumma XS SC PW 3000K 10x30dg



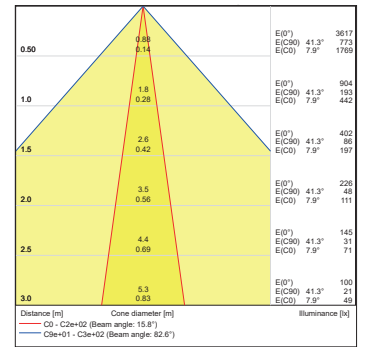
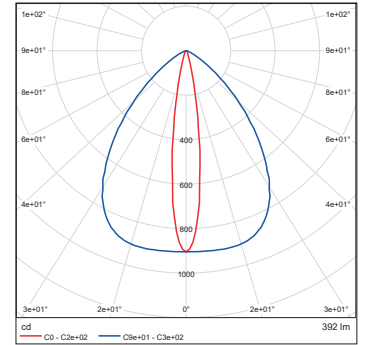
Calumma XS SC PW 3000K 10x60dg



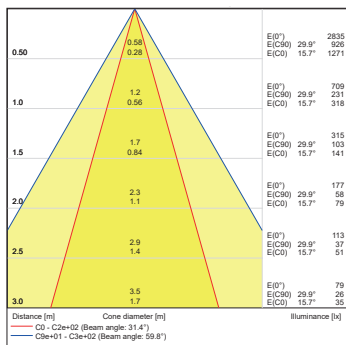
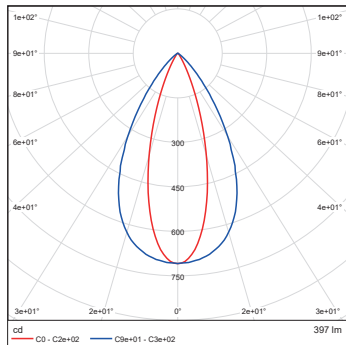
Calumma XS SC PW 3000K 15x45dg



Calumma XS SC PW 3000K 15x90dg



Calumma XS SC PW 3000K 30x60dg



Calumma XS SC PW 3000K 30x90dg

