

## ARCSOURCE™ SUBMERSIBLE II

Architectural lighting sometimes brings specific requirements for fixture positioning which might be hard to comply with for 99% of the products on the market. With an extremely durable body, crafted from bronze to withstand the most challenging environmental conditions, Anolis Lighting introduces ArcSource Submersible II. Utilising a standard LED colour set-up that can be customised to meet individual installation specifications, ArcSource Submersible II can easily operate constantly submersed up to 10 m and offers more than 10 different beam options for positioning freedom.



### KEY FEATURES

#### Lumen Output & Light Source

With only a 100 W power consumption, the ArcSource Submersible II provides well-mixed luminous flux 2,235 lm thanks to its six multi-chip LEDs.

#### Lifetime

Its 90,000 hrs (L90B10) LED lifetime makes it an ideal low working-cost solution for submersed applications.

#### Physical

The unique construction of this LED luminaire allows it to be constantly up to 10 m (32.81 ft.) under water. Its IP68 and IK10 rated housing is made from marine bronze to resist the corrosive effects of unfriendly environments, and the lenses are protected by tempered glass.

### COLOURS



RGBW



RGBA



Pure White

### COLOUR TEMPERATURE



3.000 K

### CONTROL & PROTOCOLS



VIA SUBDRIVE

### OPTIC OPTIONS

#### SYMMETRICAL



7°



13°



20°



30°



40°



60°



90°

### STANDARD & SPECIFICATION



IP68



IK10



CE



ETL US



ROHS



UK CA



5 YEAR

Warranty with Registration

#### BI-SYMMETRICAL



7°x30°



7°x60°



10°x90°



35°x70°



30°x7°



60°x7°



90°x10°



70°x35°

### FINISH OPTIONS

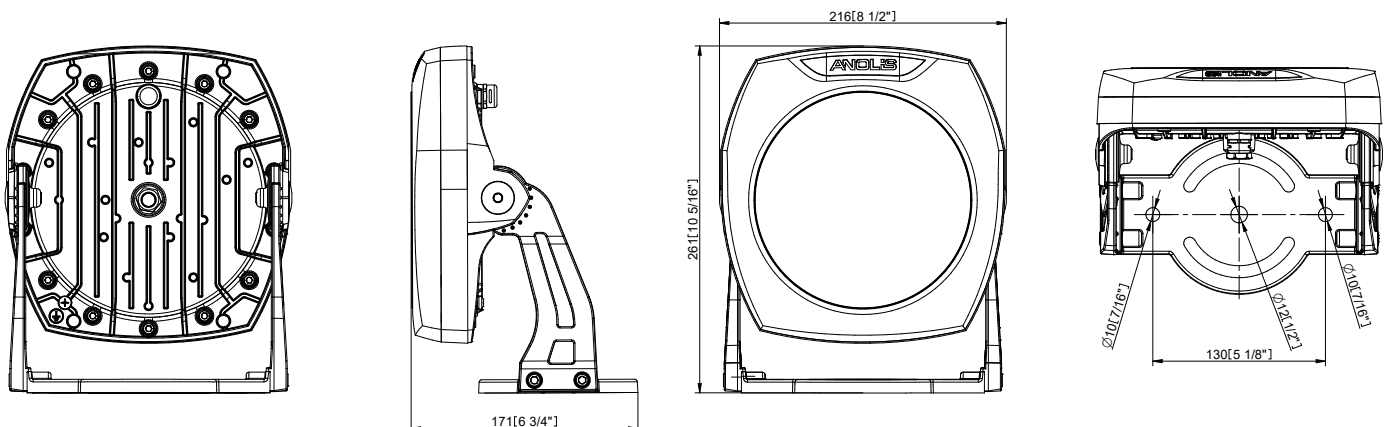


Marine Bronze

ARCSOURCE SUBMERSIBLE II SPECIFICATION

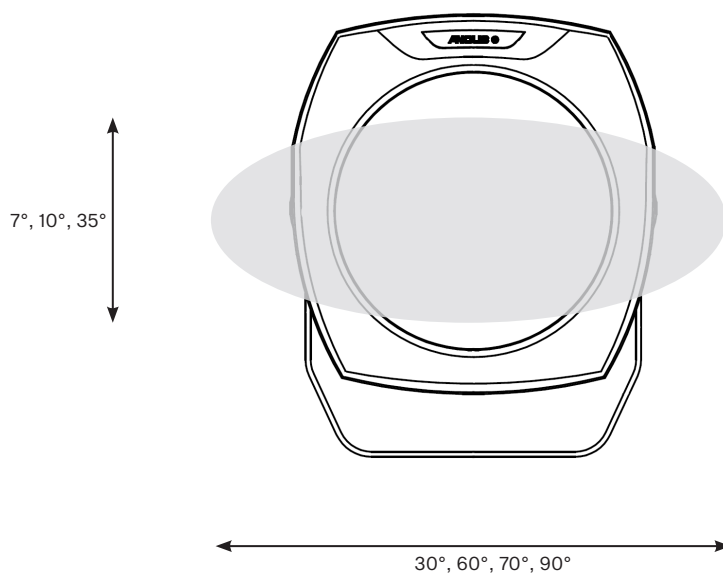
<b>ELECTRICAL</b>	Typical Power Consumption	35 W (@ 350 mA), 75 W (@ 700 mA), 100 W (@ 1000 mA)		
	Max. Input Current	1000 mA (max. per channel)		
	Light Source	6 x 15 W Multichip LED		
	Colour Variants	RGBW (W - 6500 K)   RGBA   PW (W - 3000 K)		
	Beam Angle	Symmetrical: 7°   13°   20°   30°   40°   60°   90° Bi-symmetrical: 7° x 30°   30° x 7°   7° x 60°   60° x 7°   35° x 70°   70° x 35°   10° x 90°   90° x 10°		
<b>OPTICAL</b>	Lumen Output Delivered	2.235 lm	RGBCW 7° W - 6500 K, all LEDs on full, 1000 mA	submersed
		1.462 lm	RGBA 7° all LEDs on full, 1000 mA	submersed
		2.091 lm	SW 7° W - 5000 K, all LEDs on full, 1000 mA	submersed
		1.652 lm	PW 7° W - 3000 K, all LEDs on full, 1000 mA	submersed
		Projected Lumen Maintenance	L90B10 >90.000 hrs, Ta = 25°C / 77°F	
<b>CONTROL</b>	Display	No Display		
	Power Supply	SubDrive 1   SubDrive 4		
<b>PHYSICAL</b>	Width x Height x Length	216 x 261 x 171 mm (8.5 x 10.28 x 6.73 in.)		
	Weight	7.42 kg / 16.36 lbs		
	Housing	Marine Bronze   Tempered Glass		
	Cables / Connections	Cable Submersible PBS-USE 3x1.5 mm2 (CE)   Cable Submersible L0390 (US)		
	Mounting Method	Yoke, Floor Stand (optional)	Wallmount Installation Sleeve (Optional)	
	Adjustability	+35° / -90°		
	Protection Factor	IP68 10m rating (CE)   Maximum depth of 10 m (US)		
	IK Rating	IK10		
	Cooling System	Convection		
	Operating Ambient Temperature	+1 °C / +45 °C (+34 °F / +113 °F)		
	Operating Temperature	+55 °C @ Ambient +45 °C (+131 °F @ Ambient +113 °F)		
<b>CERTIFICATION</b>	Listings	ETL / cETL, CE, RoHS, UKCA		
<b>ACCESSORIES</b>	<b>Not Included Items</b>			
	Power Supply	SubDrive 1		
		SubDrive 4		
	Mounting	Installation Sleeve for Arc Source submersible II		
Floor Stand ArcSource Submersible II				

DIMENSIONS

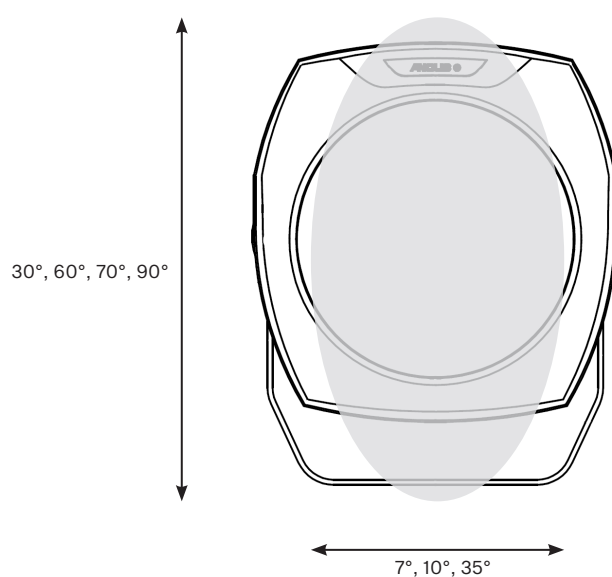


BI-SYMMETRICAL BEAM ANGLES

Bi-symmetrical: 7°x30°, 7°x60°, 35°x70°, 10°x90°



Bi-symmetrical: 30°x7°, 60°x7°, 70°x35°, 90°x10°



PHOTOMETRIC OVERVIEW

1000mA, submersed	Lumen Output (lm)		
	RGCW (6500 K)	RGBA	PW (3000 K)
7°	2 235	1 462	1 652
13°	2 235	1 462	1 652
20°	2 208	1 444	1 632
30°	2 200	1 439	1 626
40°	2 195	1 436	1 622
60°	2 188	1 431	1 617
90°	2 135	1 394	1 576
7x30°, 30x7°	2 148	1 405	1 587
7x60°, 60x7°	2 117	1 385	1 565
35x70°, 70x35°	2 141	1 401	1 538
10x90°, 90x10°	1 994	1 304	1 474

700mA, submersed	Lumen Output (lm)		
	RGCW (6500 K)	RGBA	PW (3000 K)
7°	1 751	1 145	1 294
13°	1 751	1 145	1 294
20°	1 730	1 131	1 279
30°	1 724	1 127	1 274
40°	1 720	1 125	1 271
60°	1 714	1 121	1 267
90°	1 670	1 092	1 235
7x30°, 30x7°	1 683	1 101	1 243
7x60°, 60x7°	1 659	1 085	1 226
35x70°, 70x35°	1 677	1 098	1 240
10x90°, 90x10°	1 562	1 022	1 155

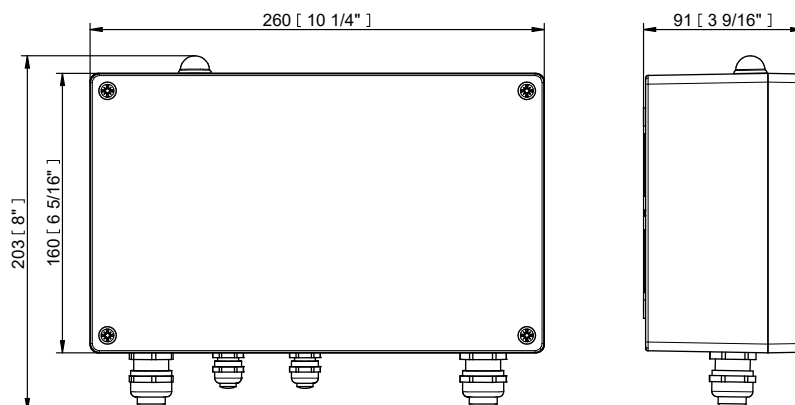
350mA, submersed	Lumen Output (lm)		
	RGCW (6500 K)	RGBA	PW (3000 K)
7°	1 051	687	777
13°	1 051	687	777
20°	1 038	679	767
30°	1 035	677	765
40°	1 032	675	763
60°	1 029	673	760
90°	1 003	656	741
7x30°, 30x7°	1 010	661	746
7x60°, 60x7°	996	651	736
35x70°, 70x35°	1 007	659	744
10x90°, 90x10°	938	613	693

**SUBDRIVE 1 / 4 SPECIFICATION**

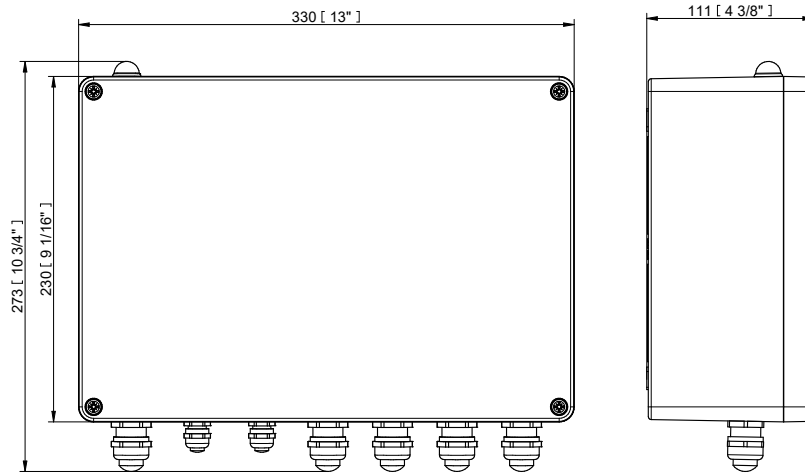
<b>ELECTRICAL</b>	Input Voltage	100 - 277 V AC 50 / 60 Hz	
	Typical Power Consumption	Maximum mode (1 A) – 90 W @SubDrive 1	Maximum mode (1 A) – 440 W @SubDrive 4
		Medium mode (700 mA) - 70 W @SubDrive 1	Medium mode (700 mA) - 350 W @SubDrive 4
		Minimum mode (350 mA) - 35 W @SubDrive 1	Minimum mode (350 mA) - 200 W @SubDrive 4
	Max. Output Current	Maximum mode (1000 mA)   Medium mode (700 mA)   Minimum mode (350 mA)	
LED Output Voltage	24 V DC		
<b>CONTROL</b>	Wireless DMX (Option)	Lumen Radio CRMX Technology	
	Interface Protocol	USITT DMX512, RDM	
	Control System	Third Party DMX Controllers	
	Operating Modes	DMX, Master/Slave, Stand-alone	
	Programs/ Functions/ Features	Editable Program: 3 (up to 40 steps each)	
	Settings / Addressing	Via RDM communicator or Robe Universal Interface (RUNIT)	
<b>PHYSICAL</b>		<b>SubDrive 1</b>	<b>SubDrive 4</b>
	Width x Height x Depth	260 x 160 x 91 mm (10.24 x 6.30 x 3.58 in.)	330 x 230 x 111 mm ( 12.99 x 9.05 x 4.37 in. )
	Weight	2.91 kg   6.42 lbs	7.23 kg   15.94 lbs
	Number of LED Output zones	1	4
	Max. Load Per Zone	1x ArcSource Submersible II	1x ArcSource Submersible II
	Total Load	1x ArcSource Submersible II	4x ArcSource Submersible II
	Max Cable Length	100m (Minimum mode)   50m (Medium mode)   25m (Maximum mode)	
	LED Output Connection	Terminal Block	
	DMX Connection	Terminal Block	
	Power Connection	Terminal Block	
	Finish Options	Standard Colour - Graphite Black (RAL 9011)   Silver (RAL 9006)	
		Cost Option - Custom RAL   Harsh Environment (RAL 9016, RAL 9011)	
	Mounting Method	4 Mounting Holes	
	Protection Factor	SubDrive 1: IP67 / Suitable For Wet Location	SubDrive 4: IP66 / Suitable For Wet Location
	IK Rating	IK10	
Cooling System	Convection		
Operating Temperature Range	-20 °C / +40 °C (-4 °F / +104 °F)		
<b>CERTIFICATION</b>	Listings	ETL / cETL, CE, RoHS, UKCA	
<b>ACCESSORIES</b>	for SubDrive 1/ 4	Reducing Seal for Cable Diameter 4-8mm (1 pcs Included)	

**DIMENSIONS**

SubDrive 1

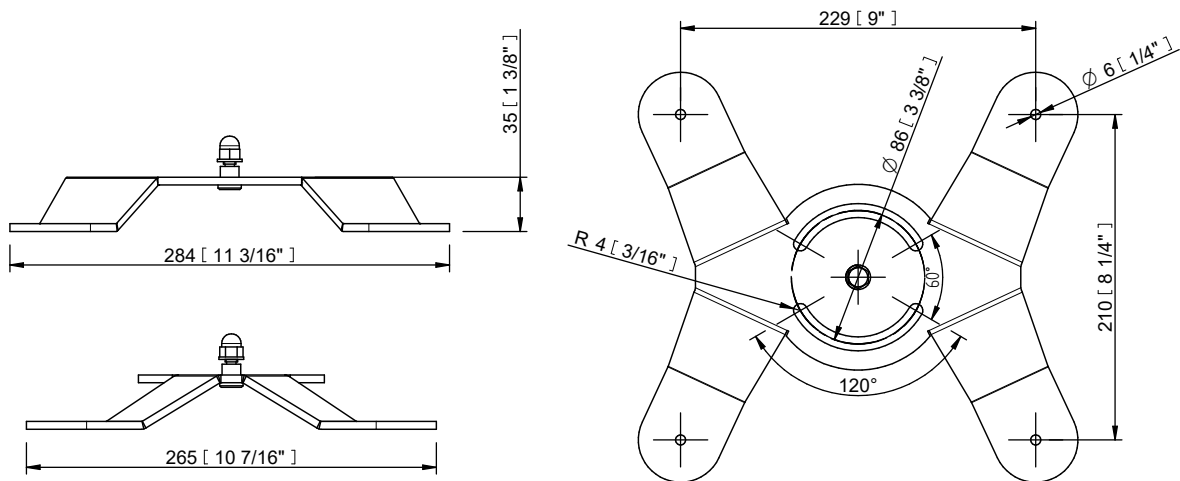


SubDrive 4

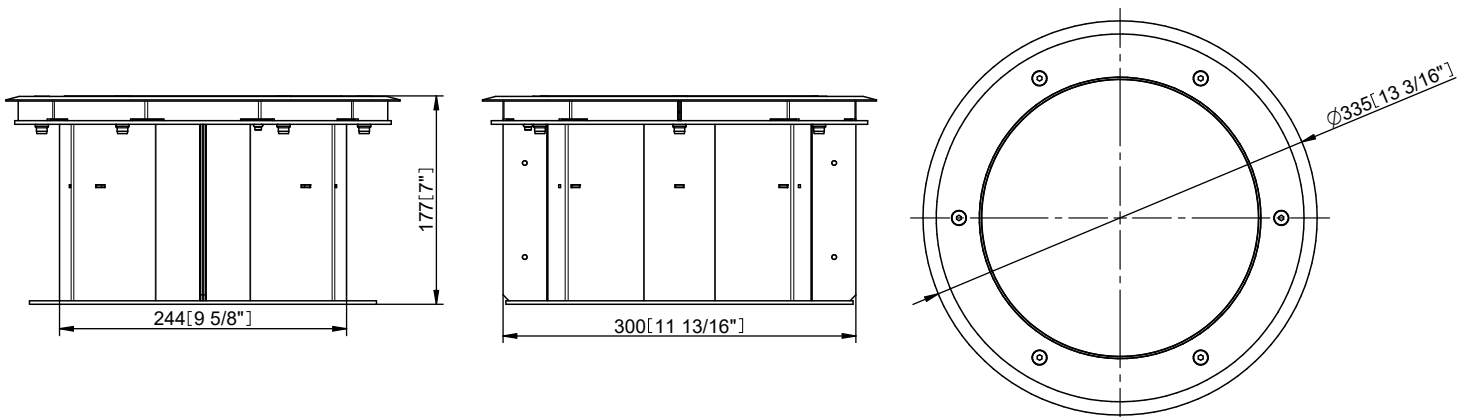


**ACCESSORIES FOR ARCSOURCE SUBMERSIBLE II**

Floor Stand

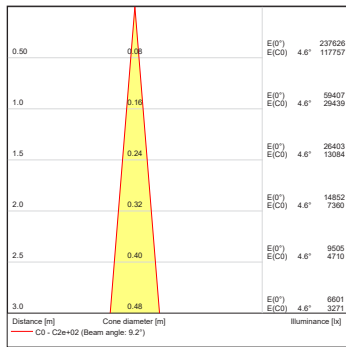
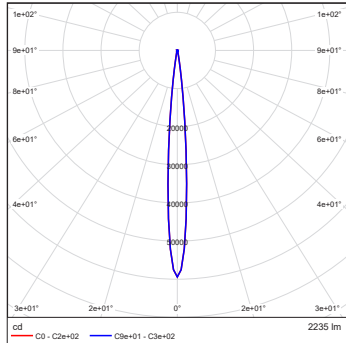


Installation Sleeve

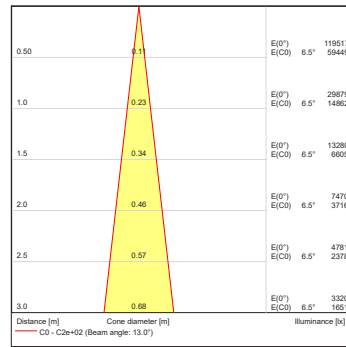
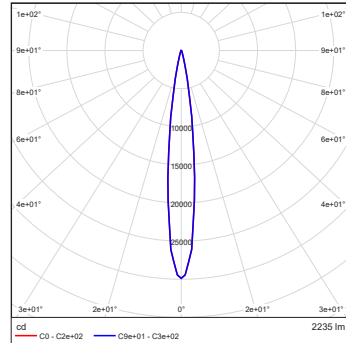


PHOTOMETRIC DATA

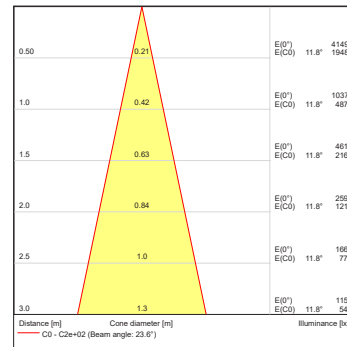
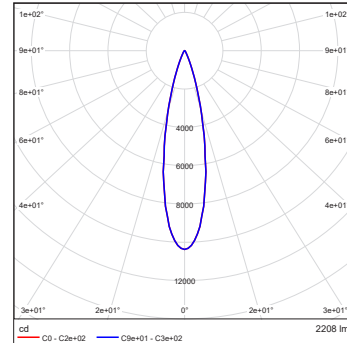
ArcSource Submersible II RGBCW  
7dg 1000 mA submersed



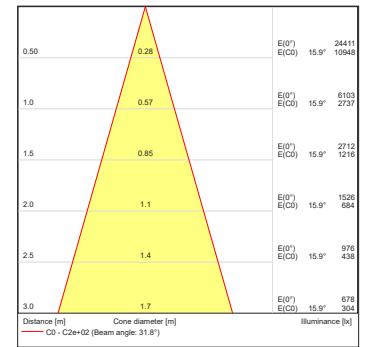
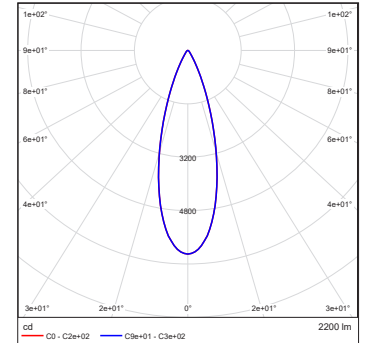
ArcSource Submersible II RGBCW  
13dg 1000 mA submersed



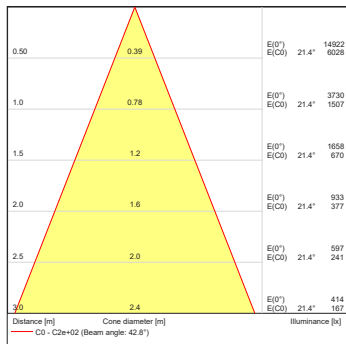
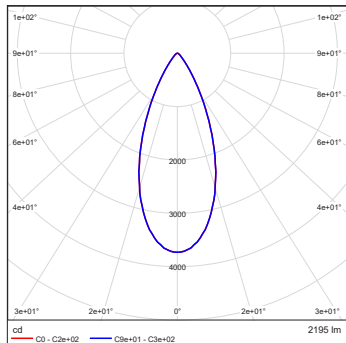
ArcSource Submersible II RGBCW  
20dg 1000 mA submersed



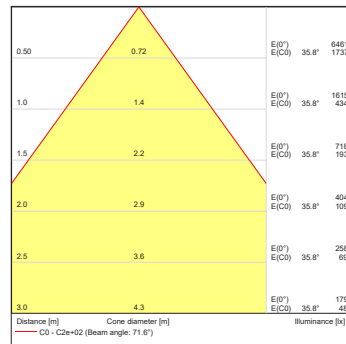
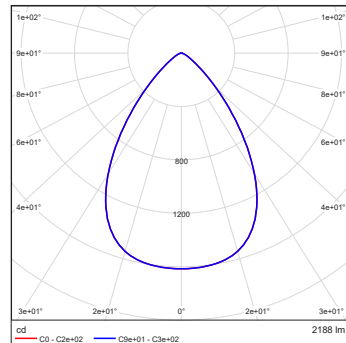
ArcSource Submersible II RGBCW  
30dg 1000 mA submersed



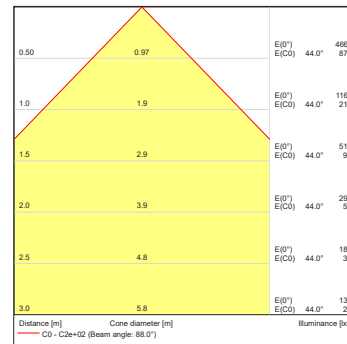
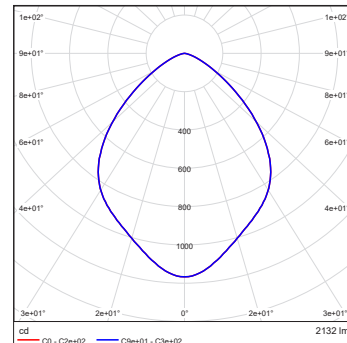
ArcSource Submersible II RGBCW  
40dg 1000 mA submersed



ArcSource Submersible II RGBCW  
60dg 1000 mA submersed

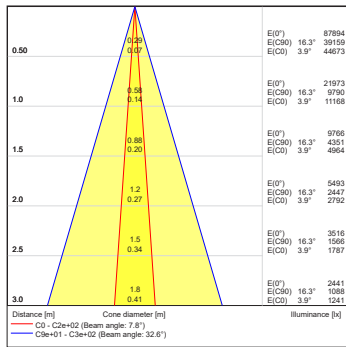
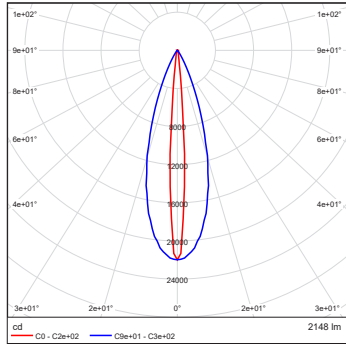


ArcSource Submersible II RGBCW  
90dg 1000 mA submersed

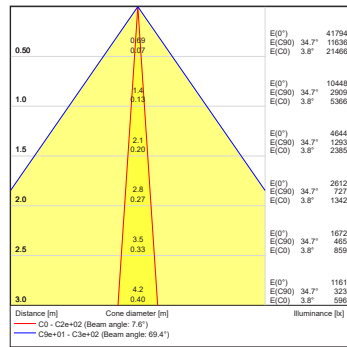
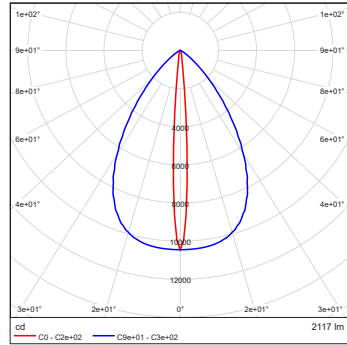


PHOTOMETRIC DATA

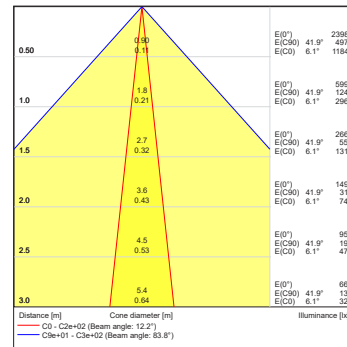
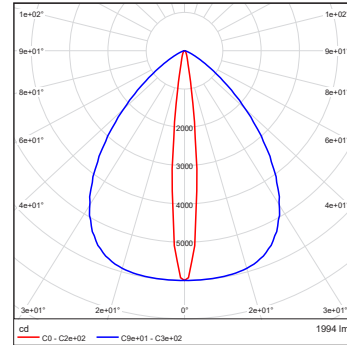
ArcSource Submersible II RGBCW  
7dg x 30 dg 1000 mA submersed



ArcSource Submersible II RGBCW  
7dg x 60dg 1000 mA submersed



ArcSource Submersible II RGBCW  
10dg x 90dg 1000 mA submersed



ArcSource Submersible II RGBCW  
35dg x 70dg 1000 mA submersed

