

# AMBIANE™ XP56 PENDANT REMOTE

A significant part of architectural lighting, without any doubts, is retrofit installations. In reaction to this fact, Anolis has enriched the Ambiane family and offers a new LED pendant version with remote power supply. Using three adjustable wires which allow installers to set an ideal horizontal position of the fixture according to the optical and design requirements, the Ambiane XP Pendant Remote power supply uses the existing electrical circuits. Specifically designed for large theatres, concert halls, auditoriums, houses of worship and hotel foyers that require both general ambient light and the ability to control the visual experience, the Ambiane XP56 Pendant is an ideal, stylish solution. Optically, this high-performance RGBW luminaire delivers in excess of 10.000 lm and is perfect for setting the mood via its super-smooth colour mixing capabilities. Available in 20, 30, 45 or 60-degree beam spreads, Ambiane XP56 Pendant Remote provides perfect coverage of any area. The incorporation of our L3™ (Low Light Linearity) dimming system allows seamless fades to black even when mixed with traditional sources. With no UV or IR emissions which make it optimal for museums as well, the fixture is easily controlled via DMX or DALI and is RDM compatible.



## KEY FEATURES

### LED Output

Available in a wide range of color configurations (RGBW, PW, TW, TD), the Ambiane XP56 Pendant Remote utilizes a high-efficiency LED engine reaching 42 lm/W efficiency. With CRI 90+, you can always see every color as it should be and the lifetime over 60,000 hours, provided by its high-quality LED modules, guarantees low maintenance cost and a long light output.

### Control

Thanks to our unique L3™ (low light linearity) 18-bit dimming system, ultra-smooth fade to black and color mixing are now possible. The fixture's remote setting and device management is realized through DALI and DMX512 control protocols with RDM support.

### Installation

The low 48V DC input voltage of 48 V DC secures a safe light operation with the possibility of a backup power connection to protect against any unexpected black-out.

## CONTROL & PROTOCOLS




## STANDARD & SPECIFICATION



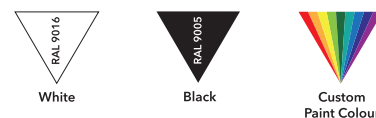
## COLOURS



## COLOUR TEMPERATURES



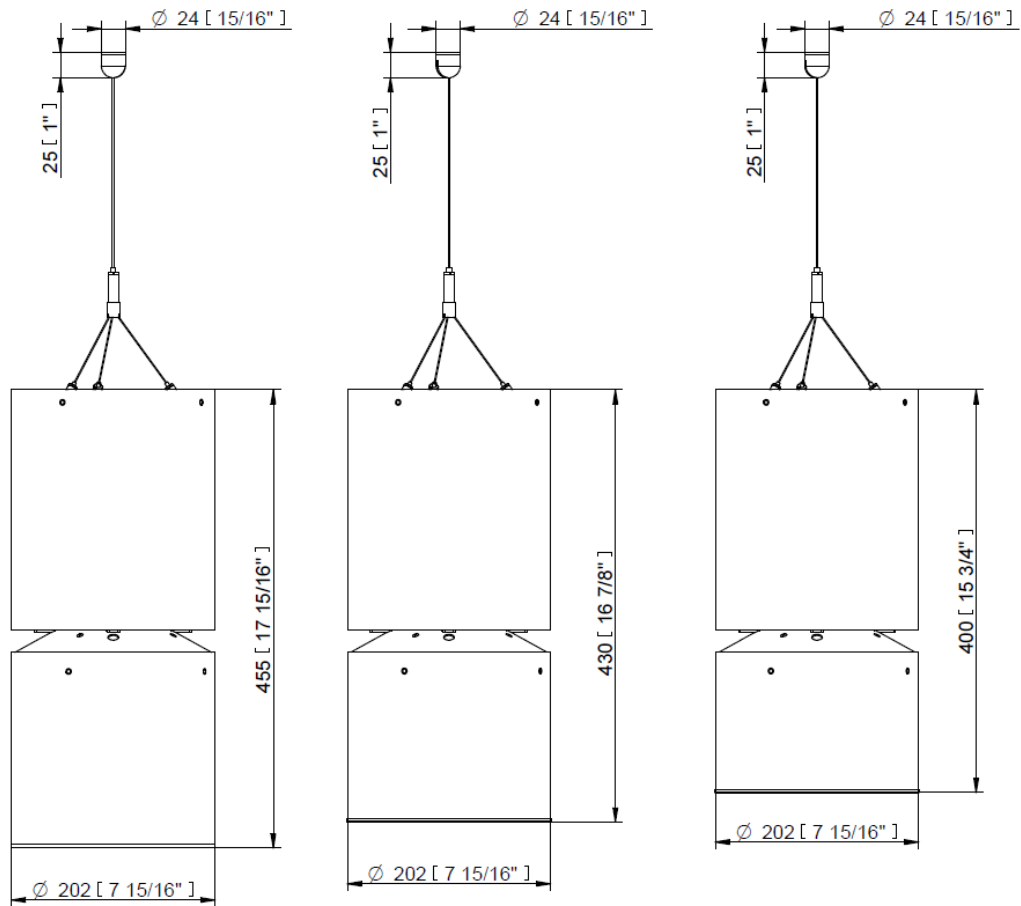
## FINISH OPTIONS



## OPTIC OPTIONS



**DIMENSIONS**



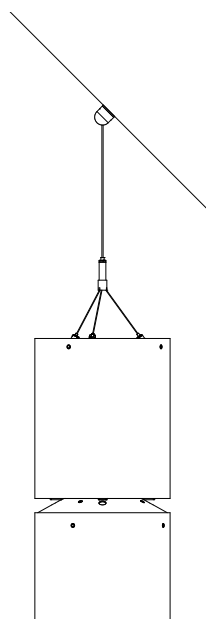
Pendant Remote 20°, 30°

Pendant Remote 45°

Pendant Remote 60°

Fixture has possibility to be mounted on sloped ceiling.

Possible angle: +90° / -90°



**AMBIANE XP56 PENDANT REMOTE SPECIFICATION**

<b>ELECTRICAL</b>	Nominal Input Voltage	48 V DC				
	Input Voltage Range	44 - 50 V DC				
	Typical Power Consumption	150 W + / - 10 %				
<b>OPTICAL</b>	Light Source	High Power LED module				
	Colour Variants	RGBW (W - 2700K or 4000K)   PureWhite   Tunable White   Tungsten Dim				
	Colour Temperature of White	PW 2700 K or 4000K   TW 2700 - 4000K   TD 3200 K				
	CRI	90+				
	Beam Angle	20°, 30°, 45°, 60°				
	Lumen Output Delivered	7.344 lm (RGBNW @ 20° 4000K)		8.707 lm (RGBNW @ 30° 4000K)		
		8.865 lm (RGBNW @ 45° 4000K)		10.107 lm (RGBNW @ 60° 4000K)		
Projected Lumen Maintenance						
60.000 hrs (L70 @ 25 °C / 77 °F)						
<b>CONTROL</b>	Interface Protocol	USITT DMX512, RDM, DALI, 0-10V				
	DALI Type	DALI 2 Type 6				
	Control System	ArcControl Range or any Third Party Controller				
	DMX Modes	5 (for RGBW version)				
	DMX Channels	4, 3, 12, 3, 6				
	Setting / Addressing	DIP Switch				
	Power Supply	<b>Ambiane XP56 Pendant Remote:</b> Ambiane Power XP, Ambiane Power Rack or Third Party Constant Voltage 48 V / 150 W Power Supply <b>Ambiane XP56 Pendant Remote US:</b> Ambiane Power XP, Ambiane Power Rack US or Third Party Constant Voltage 48 V / 150 W Power Supply				
<b>PHYSICAL</b>	Width x Height x Length	<b>Ambiane XP56 Pendant Remote 20°</b>		ø202 x 455 mm (ø7.95 x 17.91 in.)		
		<b>Ambiane XP56 Pendant Remote 30°</b>		ø202 x 455 mm (ø7.95 x 17.91 in.)		
		<b>Ambiane XP56 Pendant Remote 45°</b>		ø202 x 430 mm (ø7.95 x 16.93 in.)		
		<b>Ambiane XP56 Pendant Remote 60°</b>		ø202 x 400 mm (ø7.95 x 15.75 in.)		
	<b>Connection Terminal</b>		176 x 59 x 28 mm (6.93 x 2.32 x 1.10 in.)			
	Weight	9.3 kg   20.5 lbs	9.3 kg   20.5 lbs	9 kg   19.84 lbs	8.9 kg   19.62 lbs	
	Housing	High Pressure Extruded Aluminium Body, Metal cover				
	Finish Options	Standard Color - Black RAL9005   White RAL9016				
		Cost Option - Custom RAL				
	Cables / Connections	Terminal Block (Power In, DMX In/Out, DALI In/Out, Secondary Power)				
	Mounting Method	Pendant with 1 adjustable hanging wire: <b>Standard:</b> 2.5 m (possibility of shorten on site)   <b>Other Lengths:</b> Upon Request (more than 2.5 m)				
	Protection Factor	IP20				
Cooling System	Convection					
Operating Ambient Temperature	-20 °C / +40 °C (-4 °F / +104 °F)					
Operating Temperature	+75 °C @ Ambient +40 °C (167 °F @ Ambient 104 °F)					
<b>CERTIFICATION</b>	Listings	ETL / cETL, CE, RoHS				
<b>ACCESSORIES</b>	Power Supply Options	Ambiane Power XP				
		Ambiane Power Rack (CE / US)				

**AMBIANE POWER RACK (CE / US) - SPECIFICATION**

<b>ELECTRICAL</b>	Input Voltage	100 - 240V AC 50/60 Hz (Ambiane Power Rack) 100 - 277V AC 50/60 Hz (Ambiane Power Rack US)
	Maximal Power Consumption	1350W
	Output Voltage	48 V DC
	Outputs	8
	Max. Load per output	200W
	Max. Total Load	1200W
	<b>PHYSICAL</b>	Length x Height x Depth
Weight		5.4 kg / 11.9lbs
Housing		Rack Standard - 2U or Wall Mounted Brackets
Finish Options		Standard Colour - Graphite Black (RAL 9011)   Silver (RAL9006)
		Cost Option - Custom RAL
Cables / Connections		8 x Terminal Block (DC power Out)
		1x Main Power Cord (w/plug; CE/US)
Mounting Method		Designed to Rack Box Installation
Protection Factor		IP20 / Dry locations only
Cooling System	Fan Cooled	
Operating Ambient Temperature	-20 °C / +40 °C (-4 °F / +104 °F)	
<b>CERTIFICATION</b>	Listings	ETL / cETL, CE, RoHS

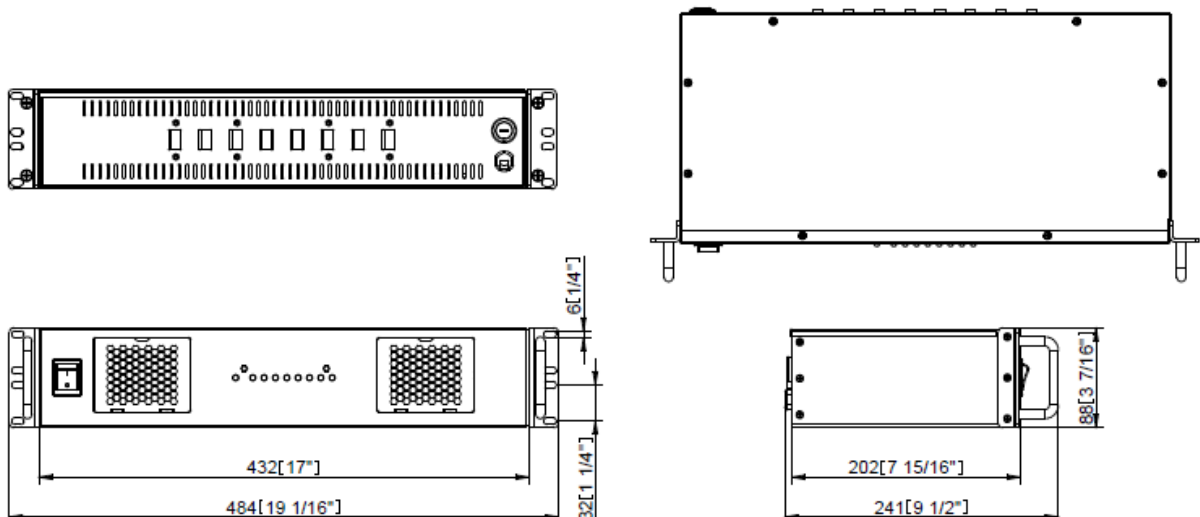
**DIAMETER OF CONDUCTORS**

Recommended diameters of conductors with respect to distance between Fixture and Power supply.

Distance / Cable length	15m	30m	45m	60m	75m
Diameters of conductors	0.5mm <sup>2</sup>	1mm <sup>2</sup>	1.5mm <sup>2</sup>	2mm <sup>2</sup>	2.5mm <sup>2</sup>

**AMBIANE POWER RACK DIMENSIONS**

Ambiane Power Rack (CE / US)



**PHOTOMETRIC OVERVIEW**

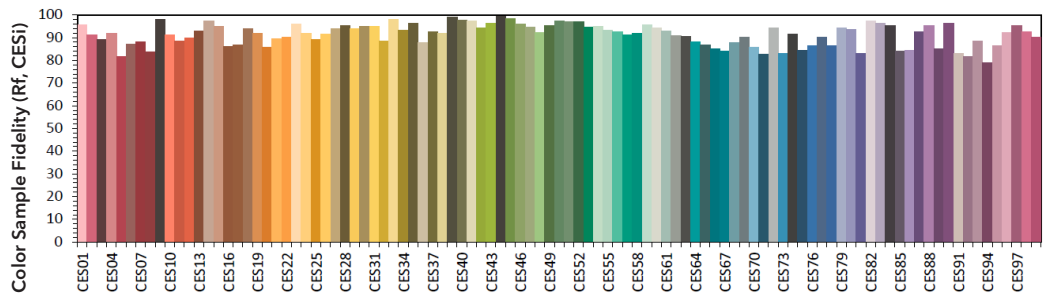
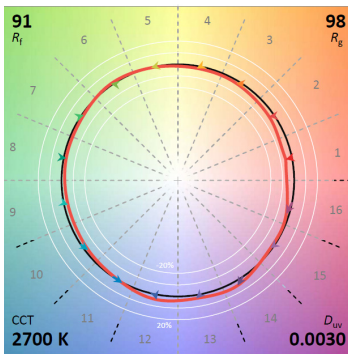
Based on data for Ambiane XP56 Pendant Remote

Lumen Output (lm)

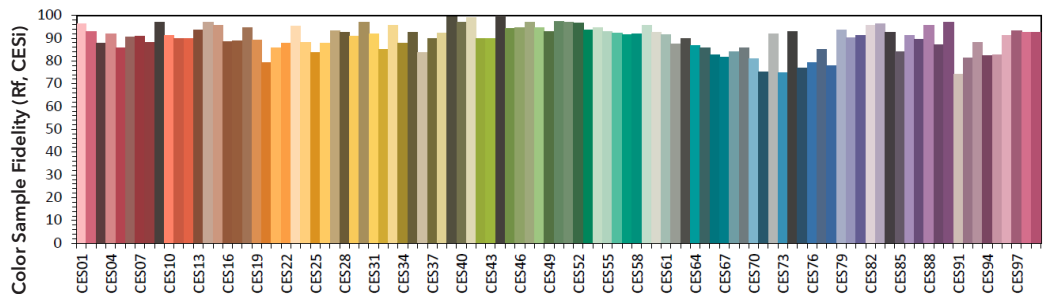
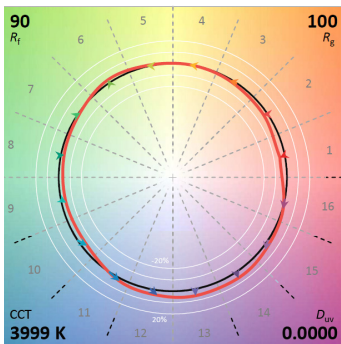
	RGBWW (2700 K)	RGBNW (4000 K)	PW (4000 K)	PW (2700 K)	TW (2700 K - 4000 K)	TD (3200 K)
<b>20°</b>	5 472	7 344	9 432	7 530	5 472 - 7 344	7 401
<b>30°</b>	6 487	8 707	11 182	8 929	6 487 - 8 707	8 774
<b>45°</b>	6 606	8 865	11 386	9 091	6 606 - 8 865	8 935
<b>60°</b>	7 531	10 107	12 981	10 364	7 531 - 10 107	10 186

**TM30 FOR AMBIANE XP56 PENDANT REMOTE**

**RGBWW VERSION**



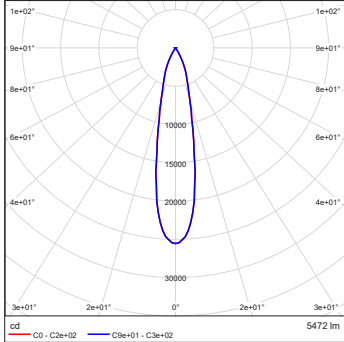
**RGBNW VERSION**



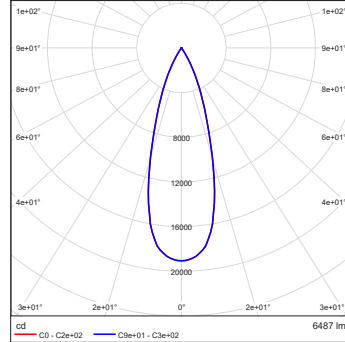
**NOTE: This is a recommended method for displaying ANSI/IES TM-30-18 information.**

**PHOTOMETRIC DATA**

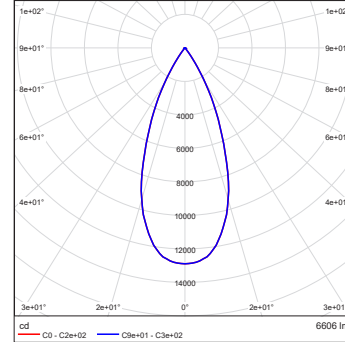
Ambiane XP56 RGBWW 20dg



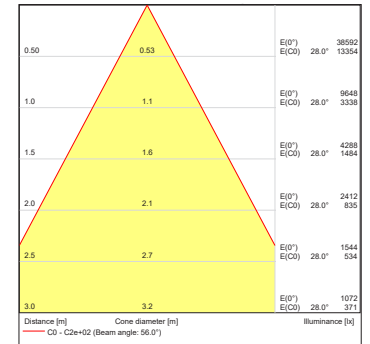
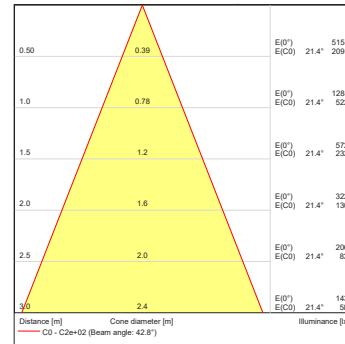
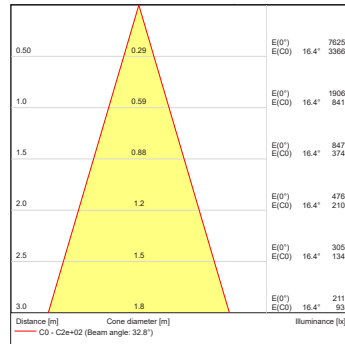
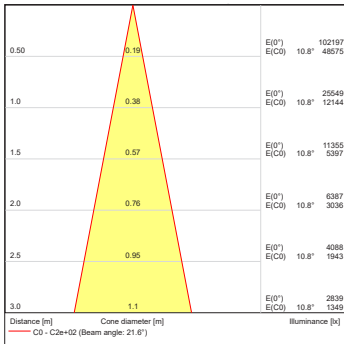
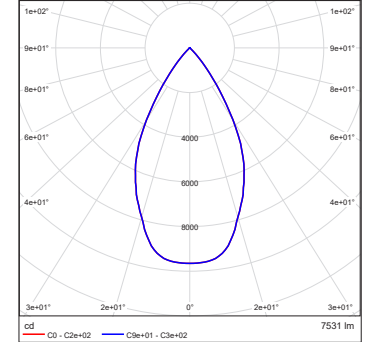
Ambiane XP56 RGBWW 30dg



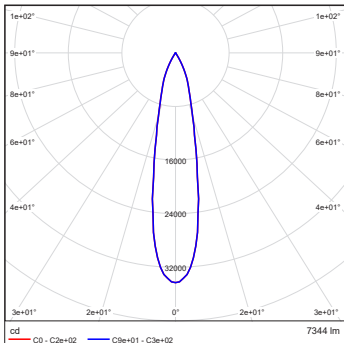
Ambiane XP56 RGBWW 45dg



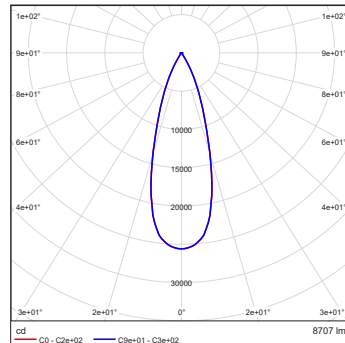
Ambiane XP56 RGBWW 60dg



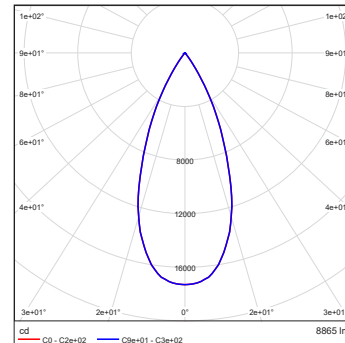
Ambiane XP56 RGBNW 20dg



Ambiane XP56 RGBNW 30dg



Ambiane XP56 RGBNW 45dg



Ambiane XP56 RGBNW 60dg

