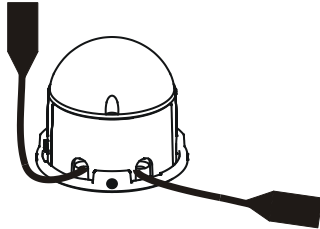


User instructions

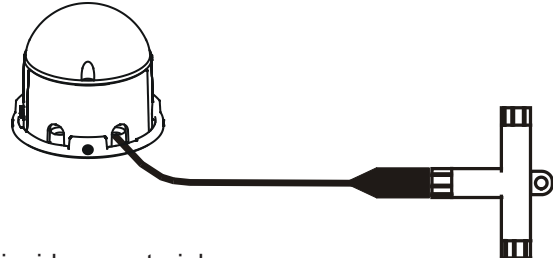
ArcDot-CE

The Anolis ArcDot-CE is a Cree MC-E RGBW multichip based high powered multicolored LED fixture. The unit's high light output can be pixel mapped and therefore can be controlled and used for large scale matrix applications, as well as used for individual illuminating needs. Cast aluminium housing with frosted UV stable polycarbonate dome allows flexible solutions to both interior and exterior environments. The product is manufactured in two versions:

Version 1- with two supply cables



Version 2- with one supply cable and T-connector



1. Attention

Do not install the module near high inflammable liquids or materials.

Do not allow anything to rest on the module.

Do not install the module near the naked flames.

Do not install the module in dirty, dusty or badly ventilated location.

Avoid using the unit in locations subject to possible impacts.

Avoid looking directly into the LED light beam at close range.

Warning: Operation of this equipment in a residential environment could cause radio interference.

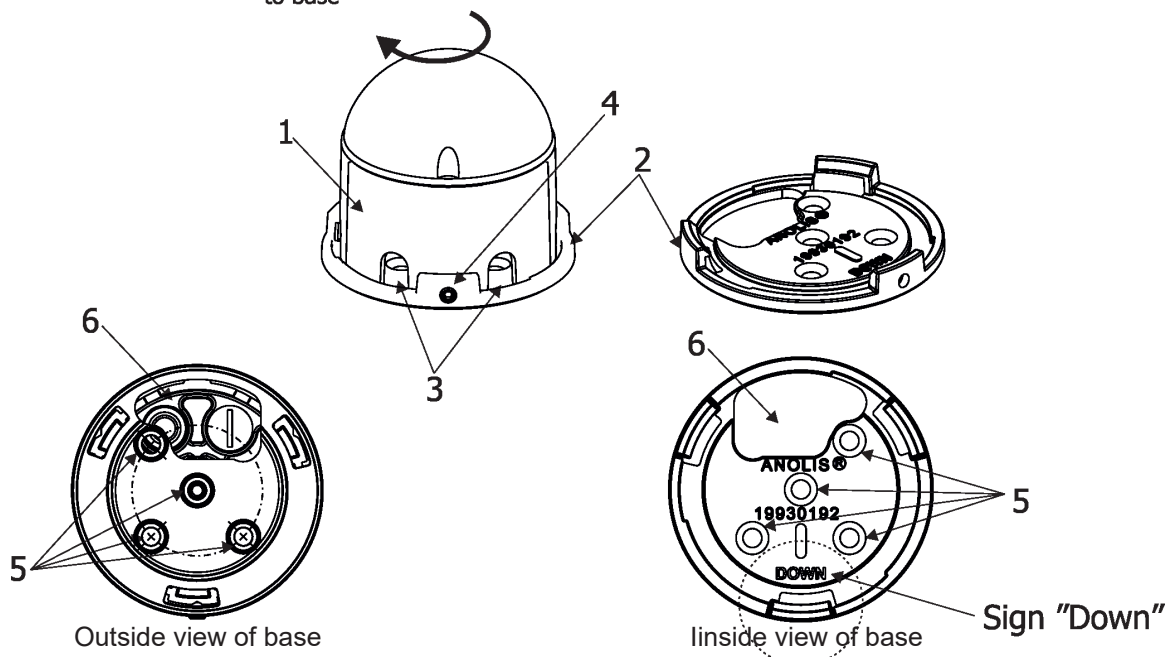
Resistance of the equipment is designed for electromagnetic environments E1, E2, E3 according to the standard EN55103-2 ed.2 Electromagnetic compatibility. Product family standard for audio, video, audiovisual and entertainment lighting control apparatus for professional use. Part 2: Immunity.

The installation company should measure levels of possible interferences above the tested levels E1, E2, E3 given by this standard (e.g. transmitters in surrounding area) before installing the equipment. Emission of the equipment complies with the standard EN55032 Electromagnetic compatibility of multimedia equipment – Emission Requirements according to class A.

2. Installation

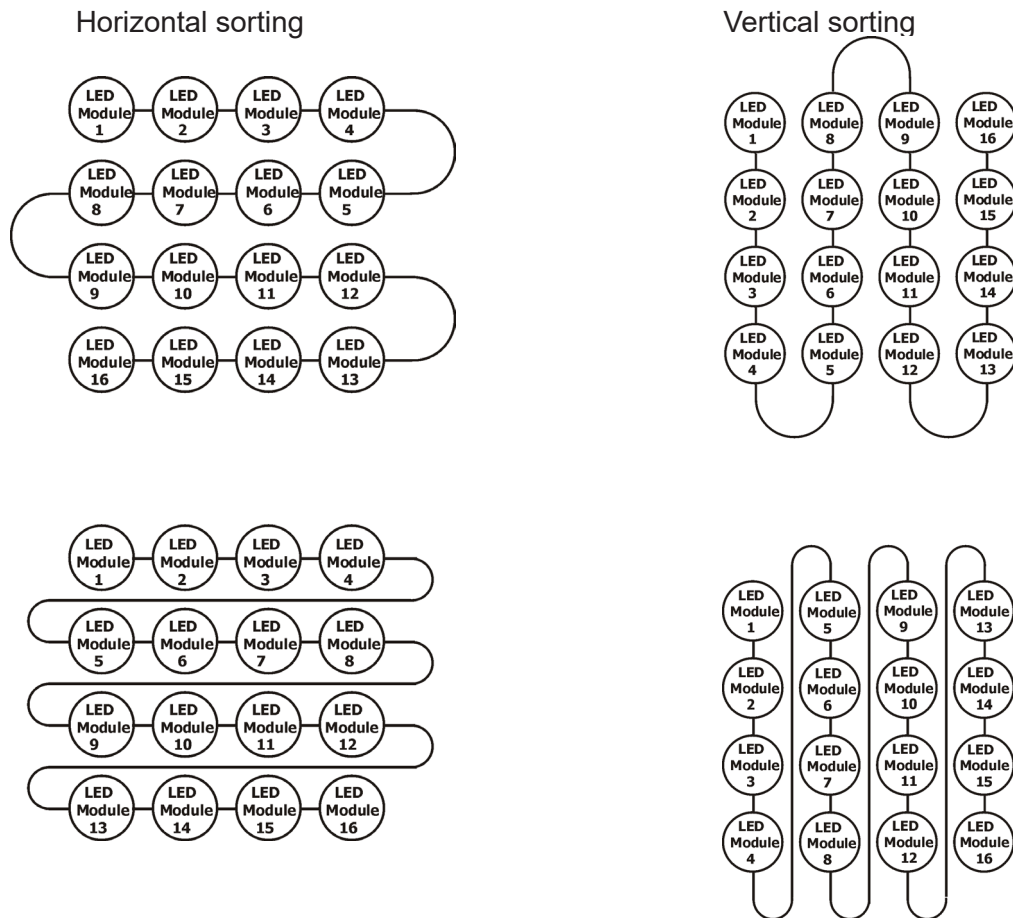
Four holes (5) of diameter of 5.5mm in the ArcDot base (2) serve for mounting the base on a non-flammable flat surface. The supply cable (s) can be led through the slots (3) in the housing (1) of the ArcDot or through the aperture (6) in the ArcDot base.

Turn right to fasten housing to base



1. Fasten the ArcDot's base (2) on the mounting surface. Keep its orientation as shown on the picture above (sign DOWN has to lead down).
2. Put the housing on the base, turn it to right and secure with screw M5 (4).
3. Connect ArcDots each other and to the ArcPixel Power-CE. See the ArcPixel Power-CE user manual for detail description.

Use the following ways for connecting ArcDots with two supply cables(example for matrix of 4x4).



3. Technical specifications

LED device:

Cree MC-E RGBW multichip

Max. current per colour:

520 mA

Maximum power consumption:

5.5 Watts/48V

Compatible power supply:

ArcPixel Power-CE, ArcPower Unit Pixel Rack Mount, ArcPower Unit Pixel Wall Mount, DRS

Typical Lumen maintenance:

70% @ 50.000 hours

Led life expectancy:

minimum 50.000 hours

Cooling system:

convection

Surface operating temperature:

+35°C @ ambient 25°C

Ambient operating temp.range:

-20°C/+50°C

Control electronics:

Internal chip protection against overheating

Flicker-free operation (300 Hz current driving of LEDs)

Status messages for communication with power supply unit

Design:

Housing & base: cast aluminium

Dome: frosted polycarbonate

Weight:

0.2 kg

Mounting:

via 5 holes in base

Ingress Protection:

IP 67

IK rating:

IK07

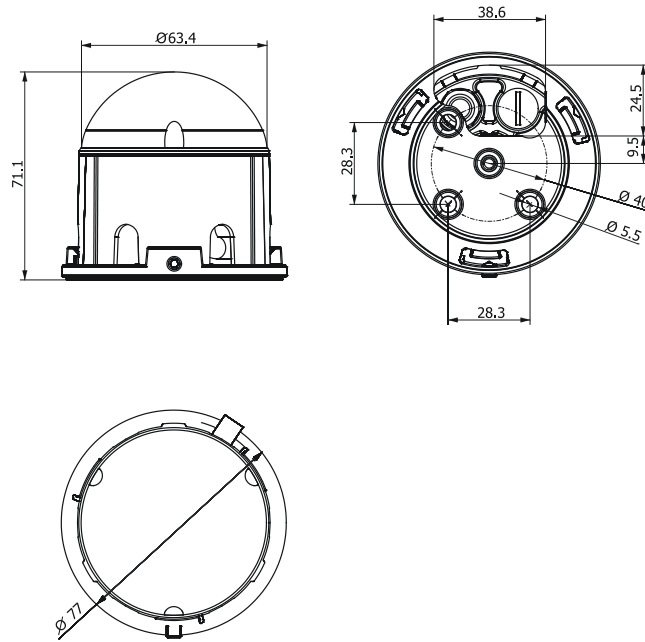
Data cables:

Li9Y11Y, 2xAWG16+1xAWG 20(length according requirement, standard length is 0.25m IN and 0.18m OUT)

Connectors:

Version 1: 1x Chogori CGRBB-03BMMA-SL8001 (male); 1x Chogori CGRBB-03BFFA-SL8001 (female)

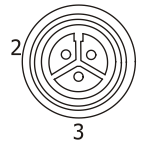
Version 2: 1x Chogori CGRBB-03BMMA-SL8001 (male), 1x T-connector Chogori T-CGRBA-030303FFM-TS
 Dimensions (mm):



4. Wiring of ArcDot connectors

Input

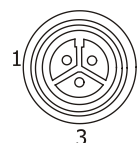
Chogori CGRBB-03BMMA-SL8001 (male)



- 1 GND (blue wire)
- 2 +48V (red wire)
- 3 Data (orange wire)

Output

Chogori CGRBB-03BFFA-SL8001 (female)



- 1 GND (blue wire)
- 2 +48V (red wire)
- 3 Data (orange wire)

5. Accessories

- (P/N 13051564) T-connector Chogori T-CGRBA-030303FFM-TS /for product version 2 only/
- (P/N 13052784) Cable Connection DRS/RU Pixel (CGR-F/bare,3pin, 1.5m)*
- (P/N 13052738) Cable Connection DRS/RU Pixel (CGR-F/bare,3pin, 0.2m)*
- (P/N 1305 2023) Connection cable ArcDot, 2m *
- (P/N 1305 2024) Connection cable ArcDot, 4m*
- (P/N 1006 2330) Active Terminator for ArcDot*
- (P/N 1006 2331) Passive Terminator for ArcDot*
- (P/N 1305 1703) Ferrite GTFC 16-8-16 (for ArcDot) *
- (P/N 13052738) Cable Connection DRS/RU Pixel (CGR-F/bare,3pin,0.2m)*

* quantity depends on size of installation (see the ArcPixel Power-CE user manual)

Version 2.0

December 12, 2019

Specifications are subject to change without notice.

Made in CZECH REPUBLIC by ROBE LIGHTING s.r.o. Palackeho 416/20 CZ 75701 Valasske Mezirici