

User instructions

ArcLine Mini Outdoor 9/12/18/27/36

The product generates colored light by means of high power LEDs. The product was designed for interior and exterior use and it is ideal for locations where signaling, directional or effect lighting is required.



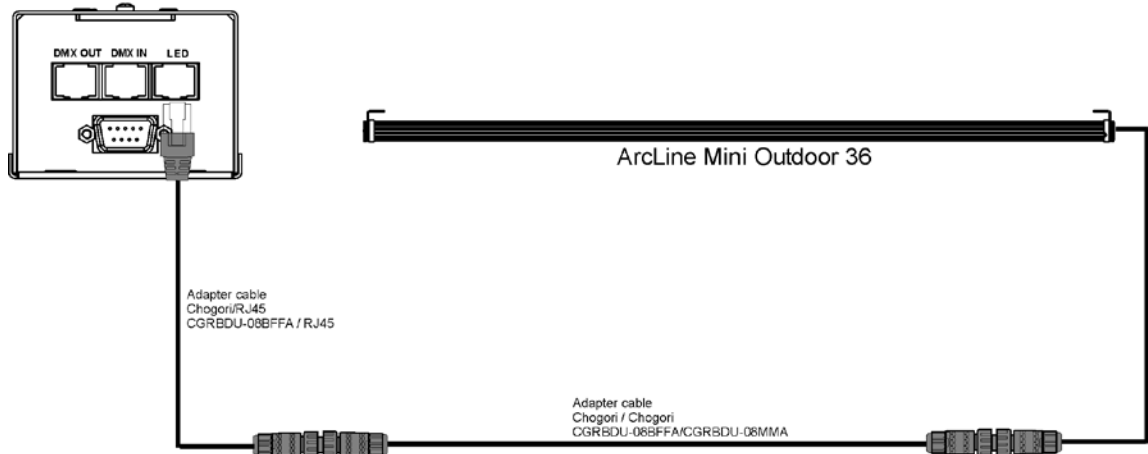
1. Attention

Consider the respective national norms during the installation!

- Do not install the unit near naked flames.
- Avoid using the unit in locations subject to possible impacts.
- Do not attempt to dismantle or modify the unit.
- Do not install the module in badly ventilated location
- Avoid looking directly into the LED light beam at close range.

2. Installation

The ArcLine Mini Outdoor unit can should be connected to the ArcPower 36/72/144/360 or the ArcPower 384 Rack mount (set at 350mA). See their user manuals for full details of mains power requirements and DMX operation. ArcPower 36



For fastening the ArcLine Mini on the wall (flat surface etc) are intended two L-brackets with mountings holes of diameter of 5 mm each. Adjusting screws on both sides of the ArcLine Mini unit allow to set desired position in tilt movement.

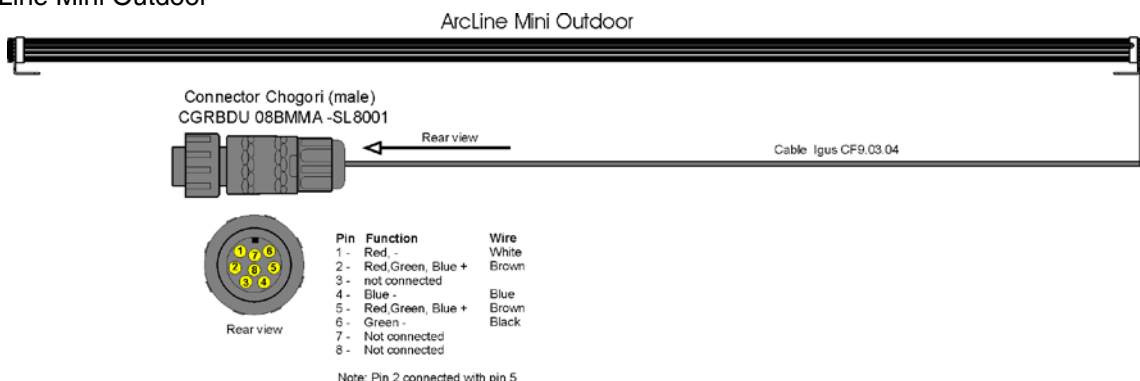
The ArcLine Mini Outdoor unit can be arranged in any position orientation.

Only one LED module can be connected to the LED output of the ArcPower driver.


If you need to connect more than one LED module to the ArcPower driver, you have to use the ArcLine Mini Outdoor IN/OUT version. The last LED module has to be this standard ArcLine Mini Outdoor - see the ArcLine Mini Outdoor IN/OUT user manual. Do not overload LED output of the ArcPower driver.

3. Connections


1. ArcLine Mini Outdoor



2. Adapter cable Chogori -RJ45 (it is not a standard part of delivery)


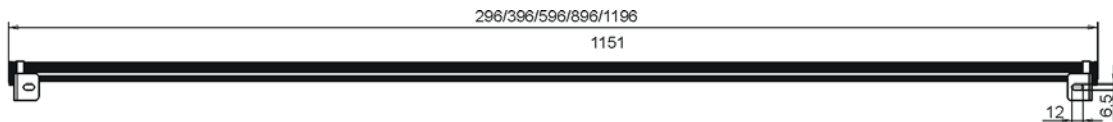


3. Adapter cable Chogori -Chogori (it is not a standard part of delivery)



4. Technical specifications

| | |
|---------------------------------|---|
| LED device: | Luxeon Rebel |
| Number of LEDs: | 9/12/18/27/36 |
| Max input current (per colour): | 350 mA |
| Maximum power consumption: | 10.2W/ 13.6W/ 20.4W/ 30.6W/ 41W |
| Comp. power supplies: | ArcPower 36/72/144/360/ ArcPower 384 Rack Mount |
| Typical Lumen maintenance: | 70% @ 60,000 hours |
| LED life expectancy: | minimum 60,000 hours |
| Beam angle (RGB variant) | 127°x119° |
| Beam angle (WW or CW variant) | 115°x113° |
| Operating ambient temp.range: | -20°C/+40°C |
| Surface temperature: | 40°C @ 25°C ambient |
| Ingress Protection: | IP 67 |
| Cooling system: | convection |
| Construction: | |
| Body | Extruded Anodized Aluminium |
| transparent cover | silicone |
| Weight: | 0.19kg/ 0.25kg/ 0.38kg/ 0.57kg/ 0.77kg |
| Cable: | Igus CF9.03.04, length=0.5m |
| Connector: | Chogori CGRBDU 08BMMA-SL8001, IP68 (male) |
| Dimensions (mm) | |



5. Accessories

1x Chogori connector CGRBDU-08BFFA-SL8001 (female), IP68

6. Optional Accessories

Adapter cable CGRBDU-08BFFA/ CGRBDU-08BMMA, L=3m, IP68 (No. 13051960)

Adapter cable CGRBDU-08BFFA/RJ45, L=0.25m (No. 13051966)

Version 1.6

Specifications are subject to change without notice

1/4/2015